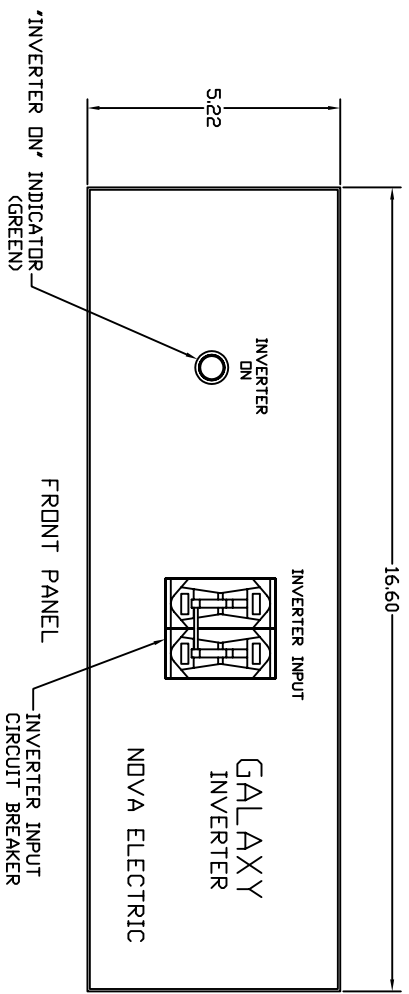
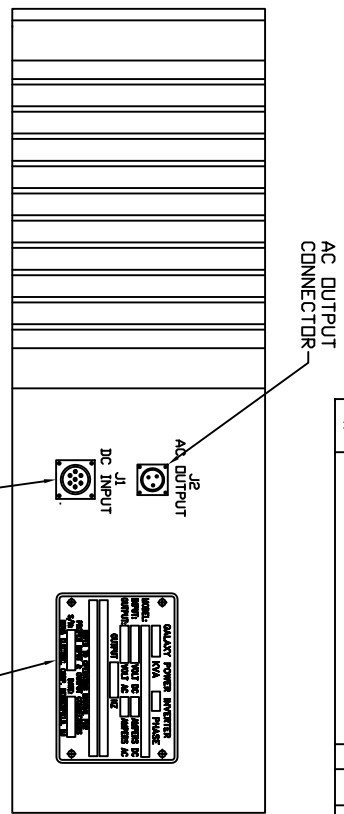
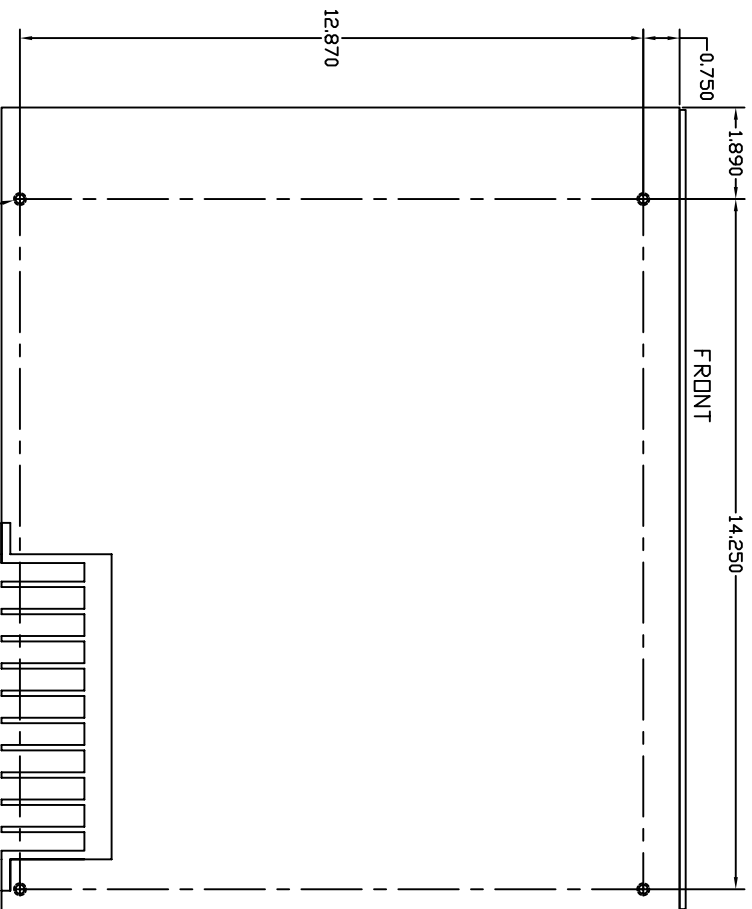
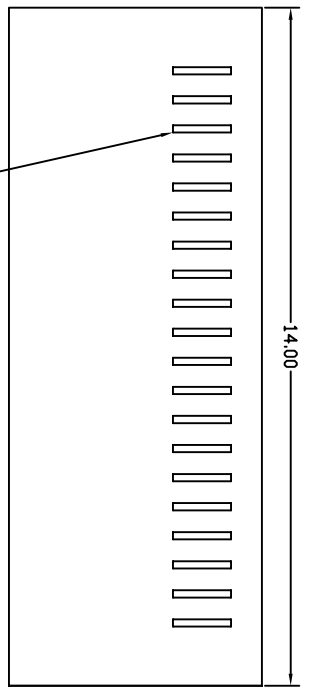


REVISIONS			
SYM	DESCRIPTION	BY APP	DATE
A	COMPUTER DRAWING	VT JL	2-3-04



- NOTES:  
1. ALL DIMENSIONS ARE IN INCHES.  
2. EXTERIOR COLOR ANSI #61 GRAY SEMI-GLOSS.

UNLESS OTHERWISE SPECIFIED: DIMENSIONS ARE IN INCHES		THIS DRAWING CONTAINS PROPRIETARY INFORMATION AND MAY NOT BE REPRODUCED WITHOUT THE PERMISSION OF NOVA ELECTRIC.	
FRAXIONS	TOLERANCES:	ANGLES	
-	.XXX ± .02	± 1 °	
MATERIAL:	-.XXX ± .005	DRAWN	DATE
-		J.S.	7-25-90
FINISH:	-	CHECKED	DATE
-		H.S.	
APPROVED		DATE	
DATE			
TITLE:		SIZE	REV.
500 VA, 240 VDC INVERTER		D	A
DUTLINE DRAWING		SCALE	
NOVA ELECTRIC A DIV. OF TECHNOLOGY DYNAMICS INC. 100 SCHOOL STREET BERGENFIELD, N.J. 07621-2915		1/1	
NOVA		CAGE: 29019	SHEET 1 OF 1
HTTP://WWW.NOVAELECTRIC.COM			