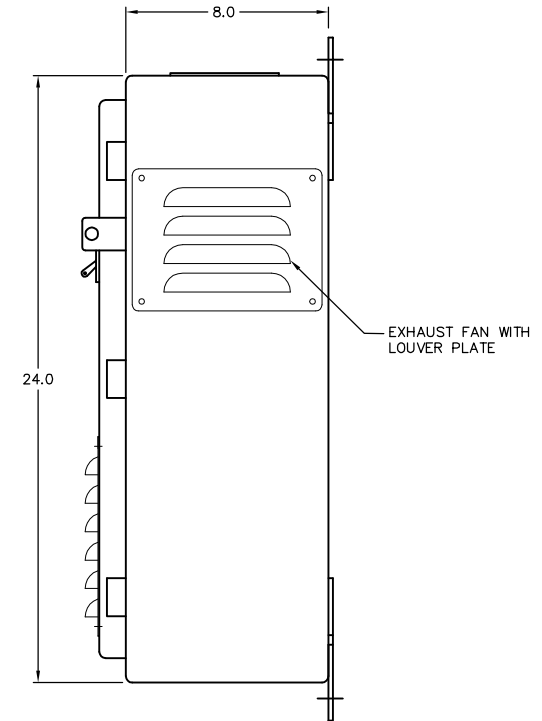
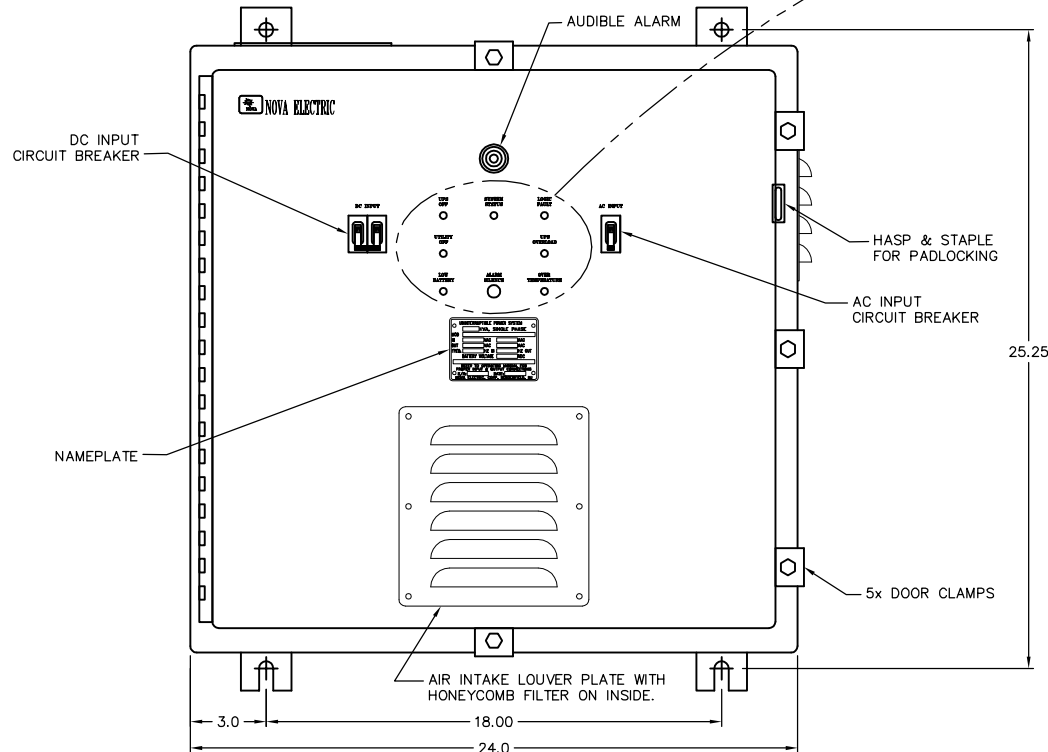
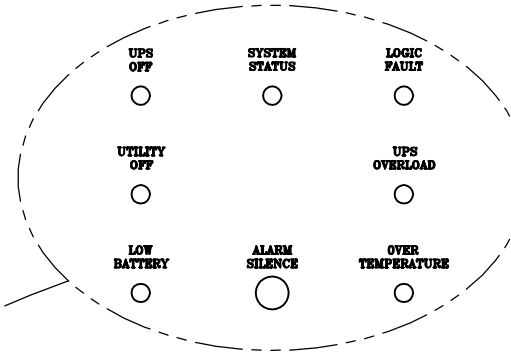
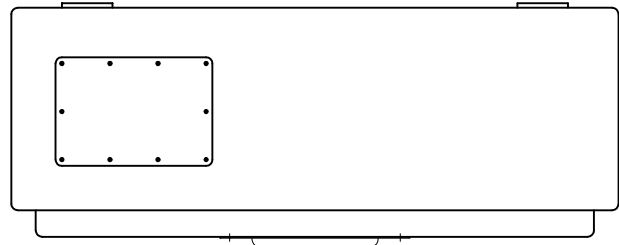


REVISIONS				
LTR	DESCRIPTION	BY	APR	DATE
-	-	-	-	-
-	-	-	-	-



NOTES:

1. ALL DIMENSIONS ARE IN INCHES, UNLESS OTHERWISE SPECIFIED.
2. ALL UNDIMENSIONED PICTORIAL CONFIGURATIONS ARE FOR REFERENCE ONLY.
3. FRONT AND TOP MARKINGS FOR REFERENCE ONLY.
4. PRIME & PAINT CABINET OUTSIDE ONLY - ANSI #61 GRAY SEMI-GLOSS.
5. FRONT PANEL SILK-SCREEN IN COLOR: BLACK EPOXY INK.
6. SHOCKS OR VIBRATION MOUNTS OPTIONAL.
7. FLOOR MOUNTS LEGS OPTIONAL.
8. NEMA 4X PROTECTION OPTIONAL.

THIS DRAWING IN DESIGN AND DETAIL IS NOVA ELECTRIC PROPERTY AND MUST NOT BE USED EXCEPT IN CONNECTION WITH OUR WORK. ALL RIGHTS OF DESIGN OR INVENTION ARE RESERVED.		THIRD ANGLE PROJECTION 		NOVA ELECTRIC A DIV. OF TECHNOLOGY DYNAMICS INC. 100 SCHOOL STREET BERGENFIELD, N.J. 07621-2915
TOLERANCES UNLESS OTHERWISE SPECIFIED .XX = ± .02 .XXX = ± .005 ANGLE = ± 1/2° DIMENSIONS IN INCHES UNLESS OTHERWISE NOTED	CHECKED BT 9/26/11	DATE 9/26/11	OUTLINE DRAWING GHSL11-SERIES 1-2 KVA UPS	
WWW.NOVAELECTRIC.COM DO NOT SCALE	APPROVED AL 9/26/11	DATE 9/26/11	SIZE C	9981044 CAGE: 29019 SHEET: 1 of 1 REV.