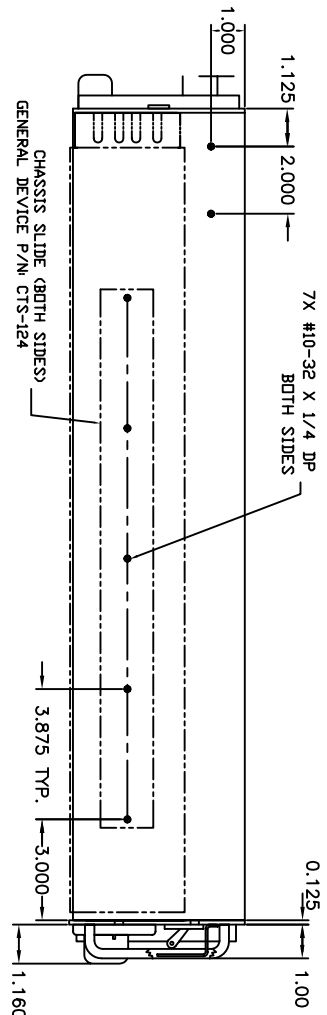
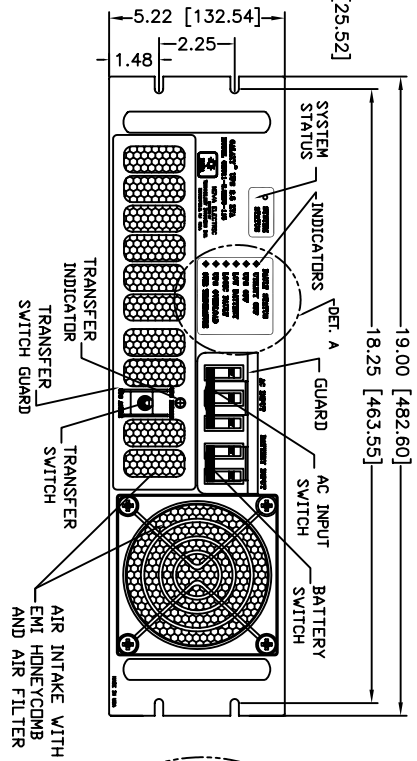


REVISIONS				
SYN	DESCRIPTION	BY	APP	DATE
H	UPDATED	N.T.	AL	02/09/04

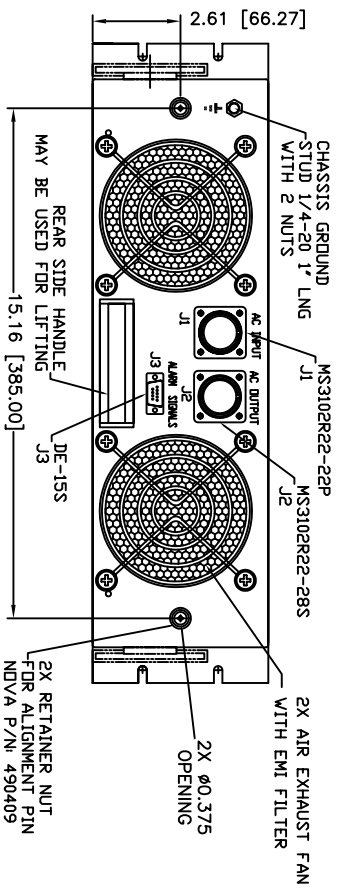
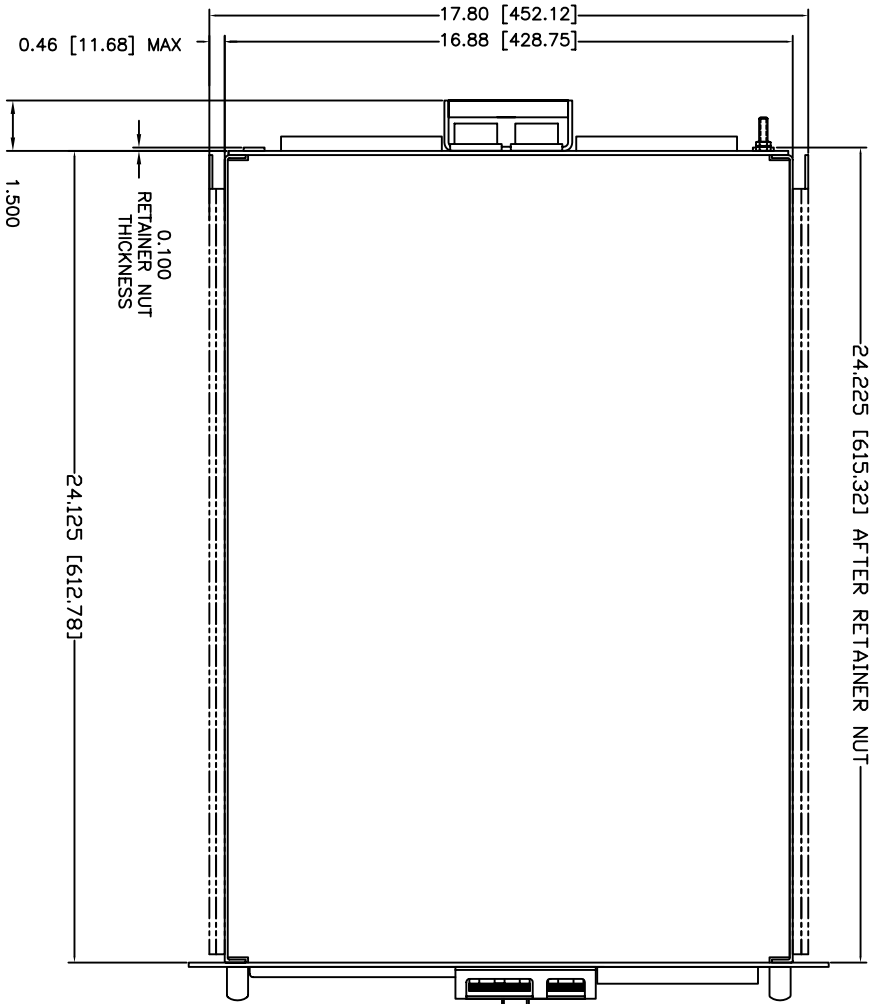


TOP VIEW



REAR VIEW

DET. A  
SCALE 2 TO 1



CONNECTORS PIN DESIGNATION

PIN	DESCRIPTION	MS3102R22-22P
J1 A	PHASE A	
J1 B	PHASE B	
J1 C	PHASE C	
J1 D	GND	

PIN	DESCRIPTION	MS3102R22-28S
J2 A	AC OUTPUT LOAD 1	
J2 B	LOAD 1 RETURN	
J2 C	AC OUTPUT LOAD 2	
J2 D	LOAD 2 RETURN	
J2 E	AC OUTPUT LOAD 3	
J2 F	LOAD 3 RETURN	
J2 G	SAFETY GROUND	

PIN	DESCRIPTION	ALRM SIGNALS DE-15S
1 & 2	SHORT FOR EPO	
3 & 4	SHORT WHEN OVERHEAT	
5 & 6	SHORT FOR BATTLE SHORT	
7 & 8	SHORT FOR BATTERY LOW	
9 & 10	SHORT IF AC INPUT FAILS	
11 & 12	SHORT WHEN OVERLOAD	
13 & 14	SHORT WHEN OUTPUT ON TRANSFER	

NOTES:  
1. FRONT PANEL COLOR ANSI #61 GRAY SEMI-GLOSS.  
ALL OTHER SURFACES ARE IRRIDITED.

THIS DRAWING CONTAINS PROPRIETARY INFORMATION AND MAY NOT BE REPRODUCED WITHOUT THE PERMISSION OF NOVA ELECTRIC.

NOVA ELECTRIC, INC.  
100 SCHOOL STREET  
BERGENFIELD, N.J. 07821-2915

TITLE: NAVY GALAXY  
15-25 KVA SERIES UPS

DATE: 10/29/03  
DATE: 10/23/03

SCALE: 1/1

HTTP://WWW.NOVAELECTRIC.COM

SCALE: 1/1

DATE: 20019

SHEET 1 OF 1