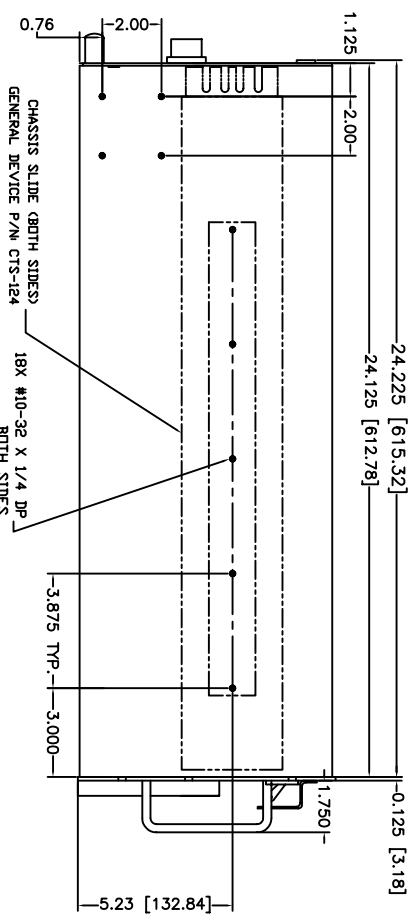
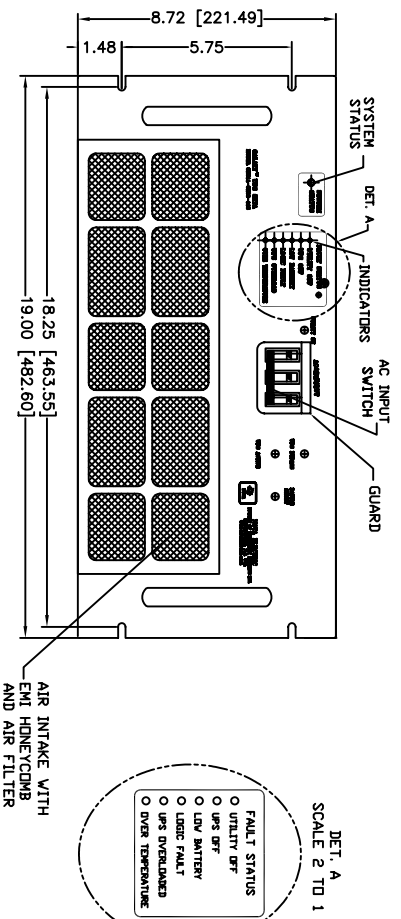


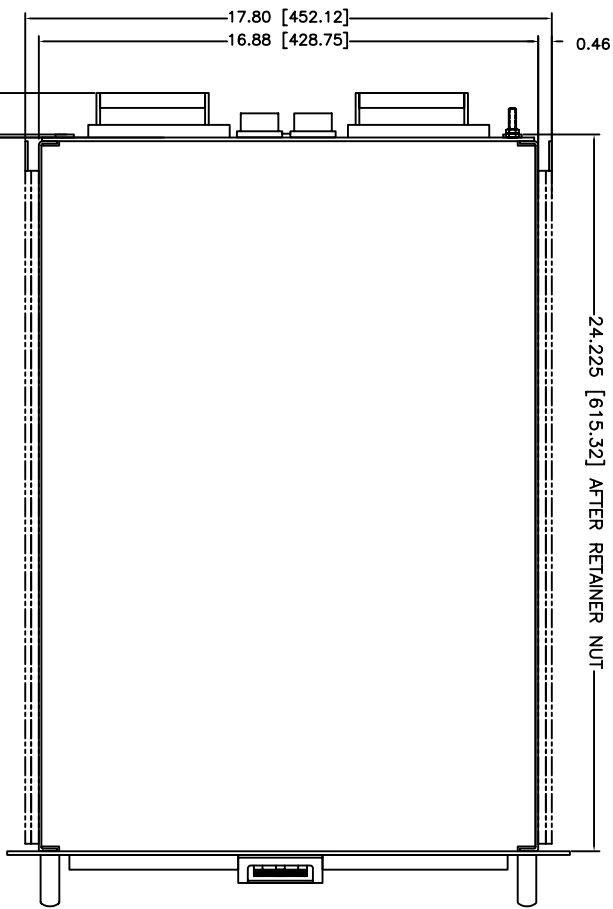
REVISIONS			
SYM	DESCRIPTION	BY	DATE
-	-	-	-



TOP VIEW

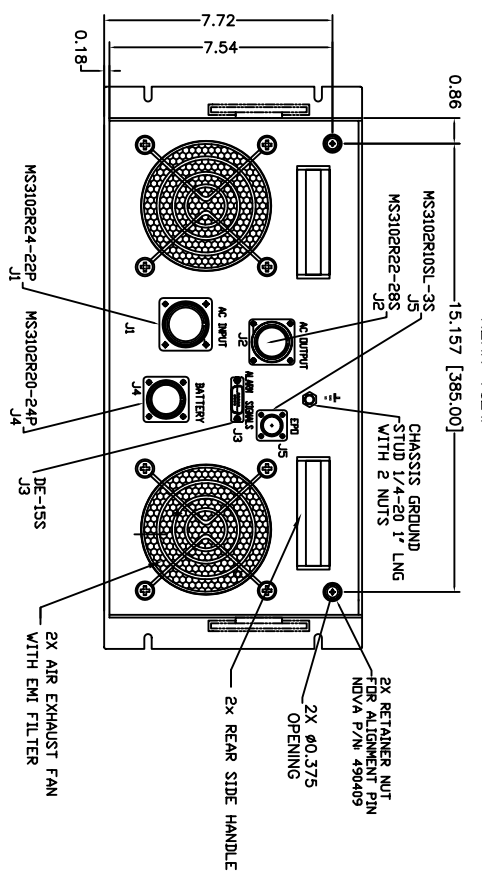


REAR VIEW



CONNECTORS PIN DESIGNATION

AC INPUT		AC OUTPUT		ALARM SIGNALS		BATTERY		EPO	
J1	MS3102R24-22P	J2	MS3102R22-28S	DE-15S	J3	J4	MS3102R20-24P	J5	MS3102R10S1-3S
PIN	DESCRIPTION	PIN	DESCRIPTION	PIN	DESCRIPTION	PIN	DESCRIPTION	PIN	DESCRIPTION
PIN A	PHASE A	A	AC OUTPUT LOAD 1	1 & 2	SHORT FOR EPO	PIN A	TEMP SENSE	PIN A	+ PULSE
PIN B	PHASE B	B	LOAD 1 RETURN	3 & 4	SHORT WHEN OVERHEAT	PIN B	BATTERY +	PIN B	RET
PIN C	PHASE C	C	AC OUTPUT LOAD 2	5 & 6	SHORT FOR BATTLE SHORT	PIN C	TEMP SENSE	PIN C	
PIN D	GND	D	LOAD 2 RETURN	7 & 8	SHORT FOR BATTERY LOW	PIN D	BATTERY -		
		E	AC OUTPUT LOAD 3	9 & 10	SHORT IF AC INPUT FAILS				
		F	LOAD 3 RETURN	11 & 12	SHORT WHEN OVERLOAD				
		G	SAFETY GROUND	13 & 14	SHORT WHEN OUTPUT ON TRANSFER				



NOTES:

- FRONT PANEL COLOR ANSI #61 GRAY SEMI-GLOSS.
- ALL OTHER SURFACES ARE IRRIDITED.
- ESTIMATED WEIGHT - 125 LBS.

NOVA ELECTRIC
 100 SCHOOL STREET
 BERGENFIELD, N.J. 07821-2915

DATE: 04/28/04
 CHECKED: [Signature]
 APPROVED: [Signature]

SCALE: 1/1
 SHEET: 1 OF 1