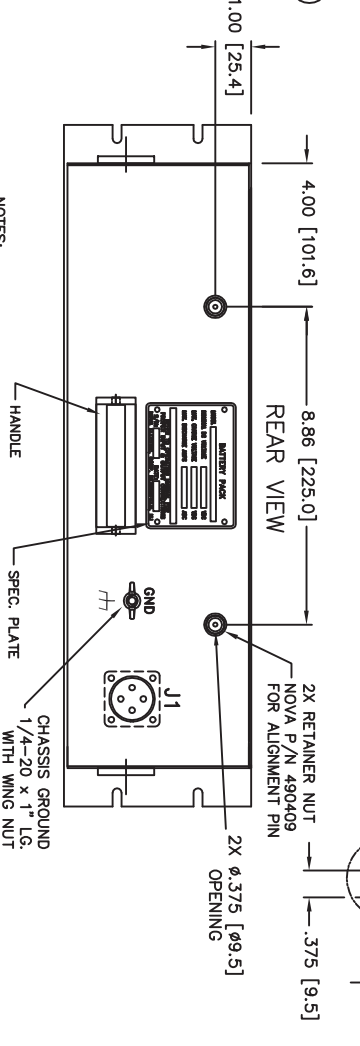

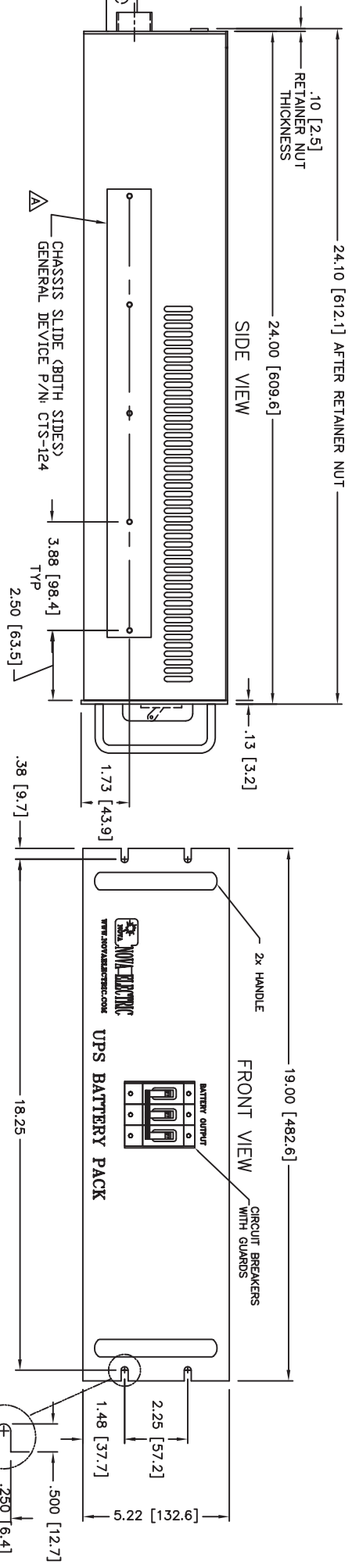


REV	DESCRIPTION	BY	APP'D	DATE
A	ADDED SLIDES	LJU	BT	8/17/08
B	ADDED WEIGHT	DM	BT	8/18/08
C	ADDED METRIC DIMENSIONS	RL	BT	1/06/15



- NOTES:
1. ALL DIMENSIONS ARE IN INCHES AND MILLIMETERS [mm].
  2. ALL UNDIMENSIONED PICTORIAL CONFIGURATIONS ARE FOR REFERENCE ONLY.
  3. FRONT AND REAR MARKING FOR REFERENCE ONLY.
  4. FRONT PANEL FINISH: YELLOW IRRIDITE, THEN PRIME & PAINT FRONT SURFACE AND ALL OTHER SURFACES ARE IRRIDITED (ALUMINUM)
  5. FRONT PANEL SILKSCREEN IN BLACK EPOXY INK.
  6. APPROXIMATE WEIGHT: 126 LBS

J1 DC OUTPUT

MS3102R20-24S	DESCRIPTION
A	GND
B	DC+
C	SPARE
D	DC-

NOVA ELECTRIC INC.  
 4000 SHERWOOD STREET  
 BERKELEYFIELD, N.J. 07821-2915  
 TEL: 908-461-1100 FAX: 908-461-1101  
 WWW.NOVAELECTRIC.COM

NOVA ELECTRIC INC.  
 THIS DRAWING CONTAINS  
 PROPRIETARY INFORMATION AND  
 IS NOT TO BE REPRODUCED OR  
 TRANSMITTED IN ANY FORM OR  
 BY ANY MEANS, ELECTRONIC OR  
 MECHANICAL, WITHOUT THE PERMISSION  
 OF NOVA ELECTRIC.

DATE: 07/19/08  
 DRAWN BY: AL  
 CHECKED BY: D  
 SCALE: 1  
 QDC: 28018  
 SHEET 1 OF 1

NOVA ELECTRIC INC.  
 989922

PC SK-216-HR1234W-8478

DATE: 07/19/08

SCALE: 1

QDC: 28018

SHEET 1 OF 1