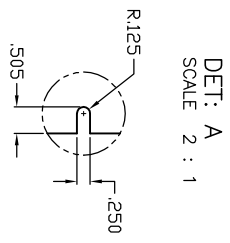
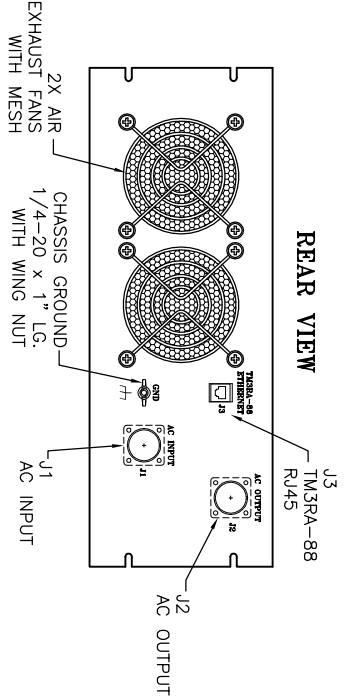
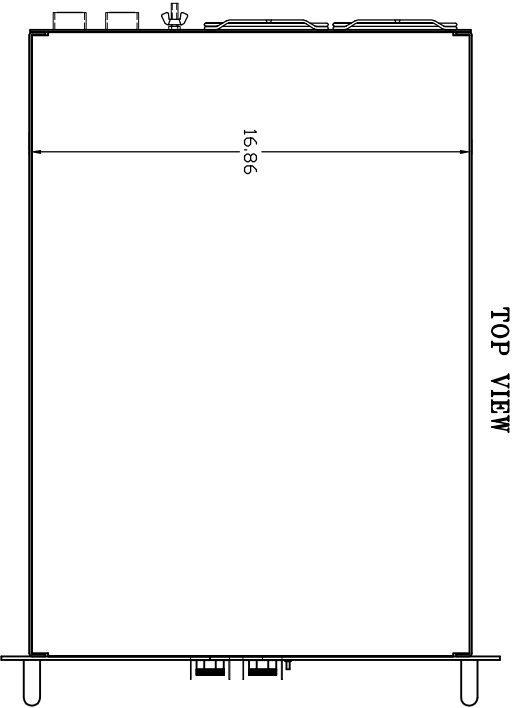
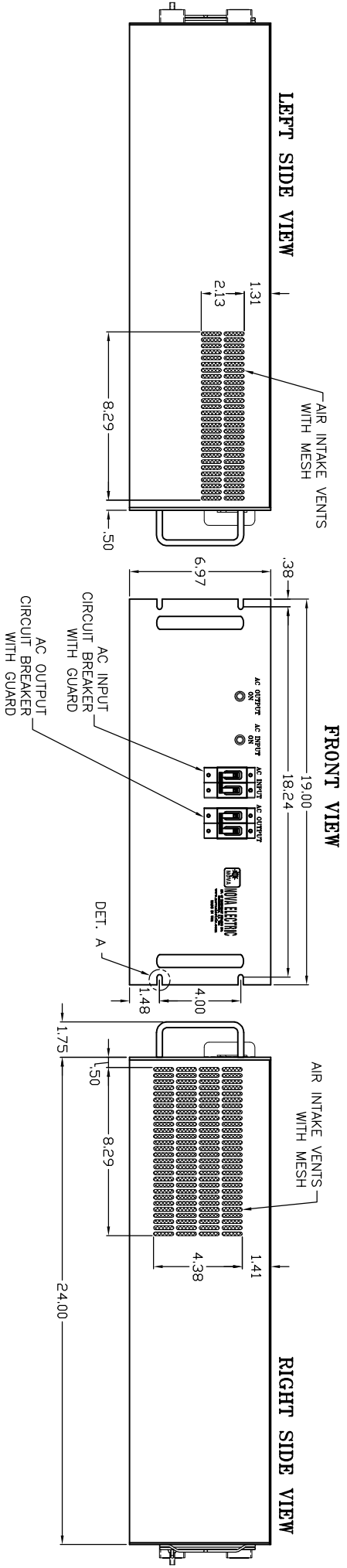


REVISIONS			
LT#	DESCRIPTION	BY	DATE
-	-	-	-
-	-	-	-
-	-	-	-



- NOTES:
1. ALL DIMENSIONS ARE IN INCHES.
 2. EXTERIOR COLOR ANSI #61 GRAY SEMI-GLOSS. (FRONT PANEL ONLY). OTHER SURFACES YELLOW IRRIDITE.
 3. APPROXIMATE WEIGHT: 45.00 LBS. (APPROX.)

CONNECTORS PIN DESIGNATION

J1 AC INPUT J2 AC OUTPUT

PIN	DESCRIPTION	PIN	DESCRIPTION
A	LINE	A	LINE
B	NEUTRAL	B	NEUTRAL
C	GND	C	GND

THIS DRAWING IN DESIGN AND DETAIL IS NOT TO BE REPRODUCED OR TRANSMITTED IN ANY FORM OR BY ANY MEANS WITHOUT THE WRITTEN PERMISSION OF BERGHEIM ELECTRIC INC. ALL RIGHTS OF DESIGN OR INVENTION ARE RESERVED.

NOVA ELECTRIC
A DIV. OF TECHNOLOGY DRINKERS INC.
BERGHEIM ELECTRIC, N.J. 07621-2915

NOVA ELECTRIC
A DIV. OF TECHNOLOGY DRINKERS INC.
BERGHEIM ELECTRIC, N.J. 07621-2915

OUTLINE DRAWING, GJFCPTC 4U CHASSIS

9981038

DATE: 02/28/11

BY: BT

CHECKED: AL

DATE: 02/28/11

SCALE: 2:1

SIZE: C

CAGE: 29019

SHEET: 1 OF 1

REV: 1