
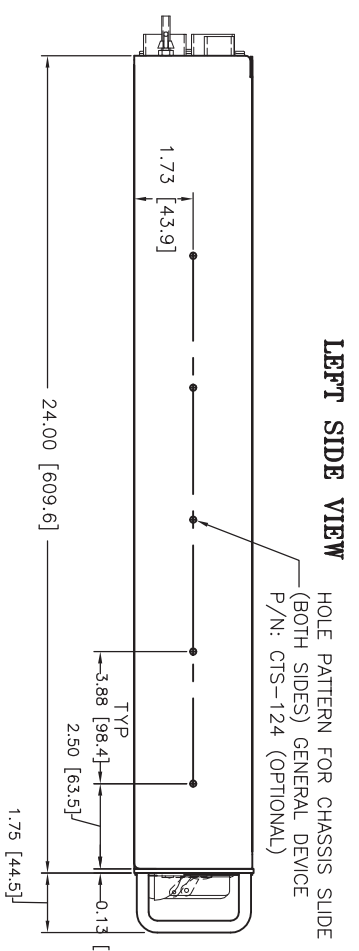


REVISIONS			
LR	DESCRIPTION	BY	APR DATE
A	ADDED METRIC DIMENSIONS	RL	BT 1/05/15



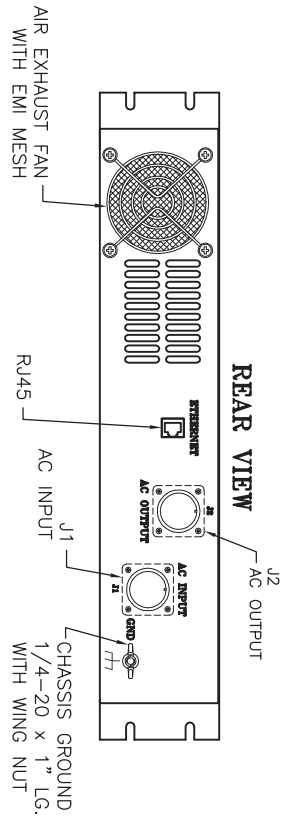
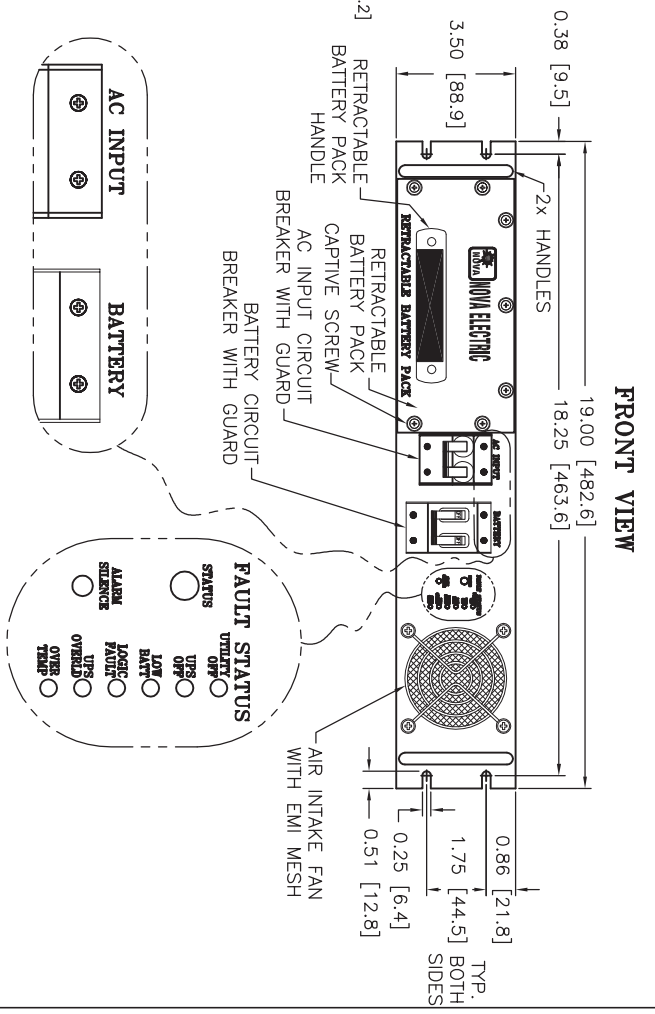
J1 AC INPUT

PIN	DESCRIPTION
A	LINE
B	NEUTRAL
C	GND

J2 AC OUTPUT

PIN	DESCRIPTION
A	LINE
B	NEUTRAL
C	GND

CONNECTORS PIN DESIGNATION



- NOTES:**
1. ALL DIMENSIONS ARE IN INCHES AND MILLIMETERS [mm].
 2. EXTERIOR COLOR ANSI #61 GRAY SEMI-GLOSS. (FRONT PANEL ONLY); OTHER SURFACES YELLOW IRRIDITE.
 3. APPROXIMATE WEIGHT: 55.00 LBS. (APPROX). BASED ON USE OF LEAD ACID BATTERIES.

UNLESS OTHERWISE SPECIFIED, DIMENSIONS ARE IN INCHES. FRACTIONS TO DECIMALS .XX ± .02 .XXX ± .005 ANGLES ± .50°		THIS DRAWING CONTAINS PROPRIETARY INFORMATION AND SHALL NOT BE REPRODUCED WITHOUT THE PERMISSION OF NOVA ELECTRIC.	
NOVA ELECTRIC A DIV. OF TECHNOLOGIC DYNAMICS INC. 100 SCHOOL STREET BERGENFIELD, N.J. 07621-2915		NOVA ELECTRIC A DIV. OF TECHNOLOGIC DYNAMICS INC. 100 SCHOOL STREET BERGENFIELD, N.J. 07621-2915	
TITLE: OUTLINE DRAWING		GRI-SL-PC11-1.5K60-120/240A-120-5M-2U-10329	
DATE: 02/03/10	DATE: 02/03/10	DATE: 02/03/10	DATE: 02/03/10
DESIGNED BY: RL	CHECKED BY: B.T.	APPROVED BY: ALL	SCALE: 1
FINISH: -		SIZE: C	REV: A
HTTP://WWW.NOVAELECTRIC.COM		CAGE: 29019	SHEET 1 OF 1