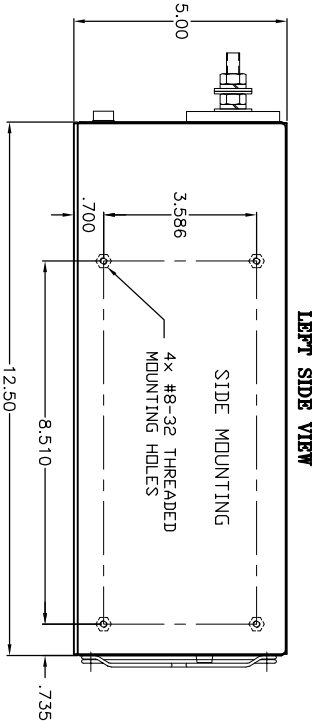
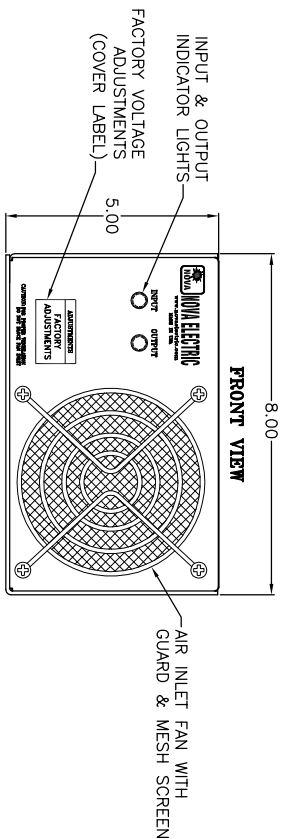
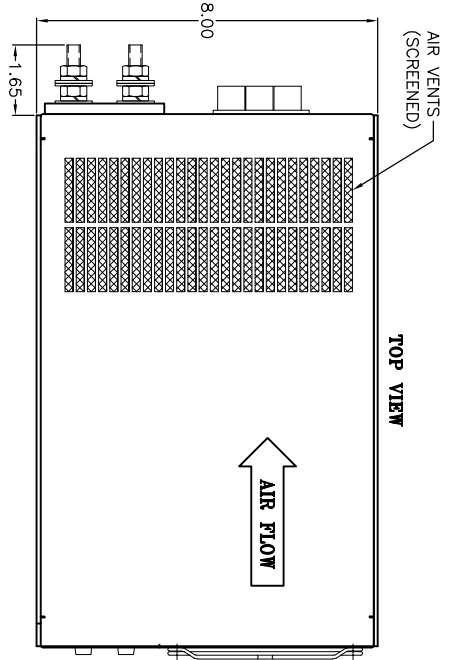
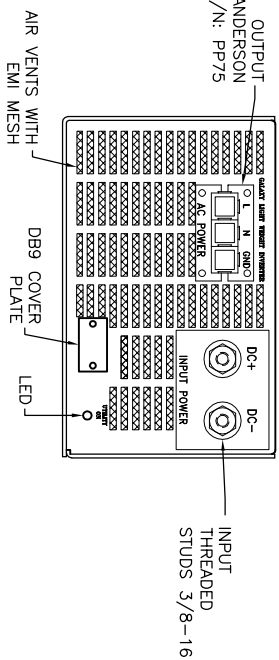


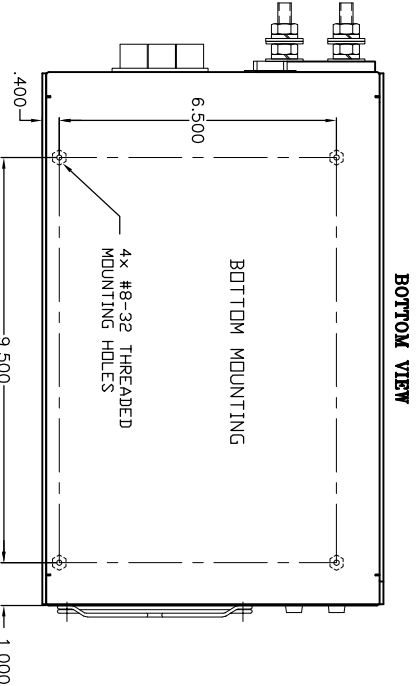
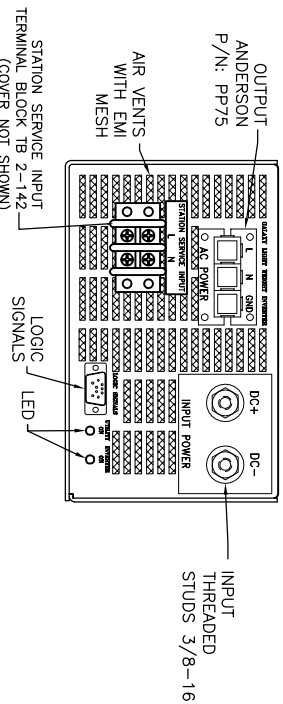
REVISIONS		
LTR	DESCRIPTION	BY / APR / DATE
A	CORRECTED INPUT CONN. DWG.	RL BT 1/27/14
B	REMOVED HANDLE. FIXED ERRORS	JULI M.M. 5/28/15
C	ADDED "FACTORY ADJUSTMENTS" LABEL	JULI M.M. 1/22/16
D	CHANGED MODEL. WAS 1-3KW	RL M.M. 1/28/16
	ADDED REAR VIEW OPTIONAL	



REAR VIEW
(STANDARD UNIT)



REAR VIEW
(UNIT WITH UTILITY BACKUP OPTION)



LEFT SIDE VIEW

BOTTOM VIEW

- NOTES:
1. ALL DIMENSIONS ARE IN INCHES.
 2. ALL UNDIMENSIONED PICTORIAL CONFIGURATIONS ARE FOR REFERENCE ONLY.
 3. FRONT AND REAR MARKING FOR REFERENCE ONLY.
 4. FRONT PANEL FINISH: YELLOW IRRIDITE THEN PRIME & PAINT SURFACE AND ALL EDGES, OTHER SURFACES YELLOW IRRIDITE ONLY.
 5. PAINT COLOR: BLACK SEMI-GLOSS #27038 AS PER FED-STD-595B.
 6. SILKSCREEN IN WHITE EPOXY INK.

THIS DRAWING IN DESIGN AND DETAIL IS NOVA ELECTRIC PROPERTY. IT IS TO BE USED ONLY IN CONNECTION WITH OUR WORK. ALL RIGHTS OF DESIGN OR INVENTION ARE RESERVED. TOLERANCES UNLESS OTHERWISE SPECIFIED: .01" ±.005 DIMENSIONS IN INCHES UNLESS OTHERWISE NOTED. DATE: 01/16/14. SCALE: 1"=3".

NOVA ELECTRIC
A DIV. OF TECHNOLOGY DRIVES INC.
BERGENFIELD, NJ, 07621-2915

DESIGN	DATE	REV.
BT	01/16/14	

APPROVED	DATE	REV.
RL	01/16/14	

OUTLINE DRAWING, INVERTER
MODEL: NGL 2KW & 3KW
9981068

WWW.NOVAELECTRIC.COM DO NOT SCALE SIZE CAGE: 29019 SHEET: 1 of 1