



**NOVA ELECTRIC**



## FEATURES

- True On-Line Operation
- Complete input to output 'Galvanic' isolation.
- Almost silent high frequency operation
- Push button starting and stopping
- Diagnostic panel with LCD and LED display
- Soft start on inverter
- Maintenance free batteries
- Solid state transfer switch built-in
- Maintenance bypass switch built-in
- Overload and short circuit protection
- All electronics are built in modular front access and front removable sub assemblies for easy service and maintenance
- Batteries may be built into units up to 20 KVA
- Automatic dual rate battery charger (float charge and boost charge)
- Remote isolated dry relay contacts
- Available options to meet military specs

## CONTACT

100 School Street,  
Bergenfield, NJ 07621 USA

(201) 385-0500

[novaelectric.com](http://novaelectric.com)

[info@novaelectric.com](mailto:info@novaelectric.com)



# Jupiter Series 10 - 450+ KVA Rugged True Online UPS Systems



*Jupiter-Series 80-160 KVA Cabinet Shown With Optional Shock Mounts*

## GENERAL OVERVIEW

Nova's Jupiter-Series UPS Systems are high-reliability power sources specifically designed for demanding commercial, heavy industrial, and military applications. They can be built to meet MIL-STD-810, MIL-S-901, MIL-STD-461, and other standards optionally. These models utilize True On-Line technology and the most durable components, offering maximum field-proven reliability for severe environment and high reliability applications such as:

- Military Applications: Including Shipboard, Submarine, Aircraft, Mobile Power Units, Shelters, Transportable Systems, Tactical Systems, Ground Support, and more
- Heavy-Duty Industrial Applications
- Demanding Commercial Applications
- Communications Systems

***The Leader In Rugged Power Conversion Technology Since 1966***

Rev B-January-9-2020



**NOVA ELECTRIC**



## FEATURES

- True On-Line Operation
- Complete input to output 'Galvanic' isolation.
- Almost silent high frequency operation
- Push button starting and stopping
- Diagnostic panel with LCD and LED display
- Soft start on inverter
- Maintenance free batteries
- Solid state transfer switch built-in
- Maintenance bypass switch built-in
- Overload and short circuit protection
- All electronics are built in modular front access and front removable sub assemblies for easy service and maintenance
- Batteries may be built into units up to 20 KVA
- Automatic dual rate battery charger (*float charge and boost charge*)
- Remote isolated dry relay contacts
- Available options to meet military specs

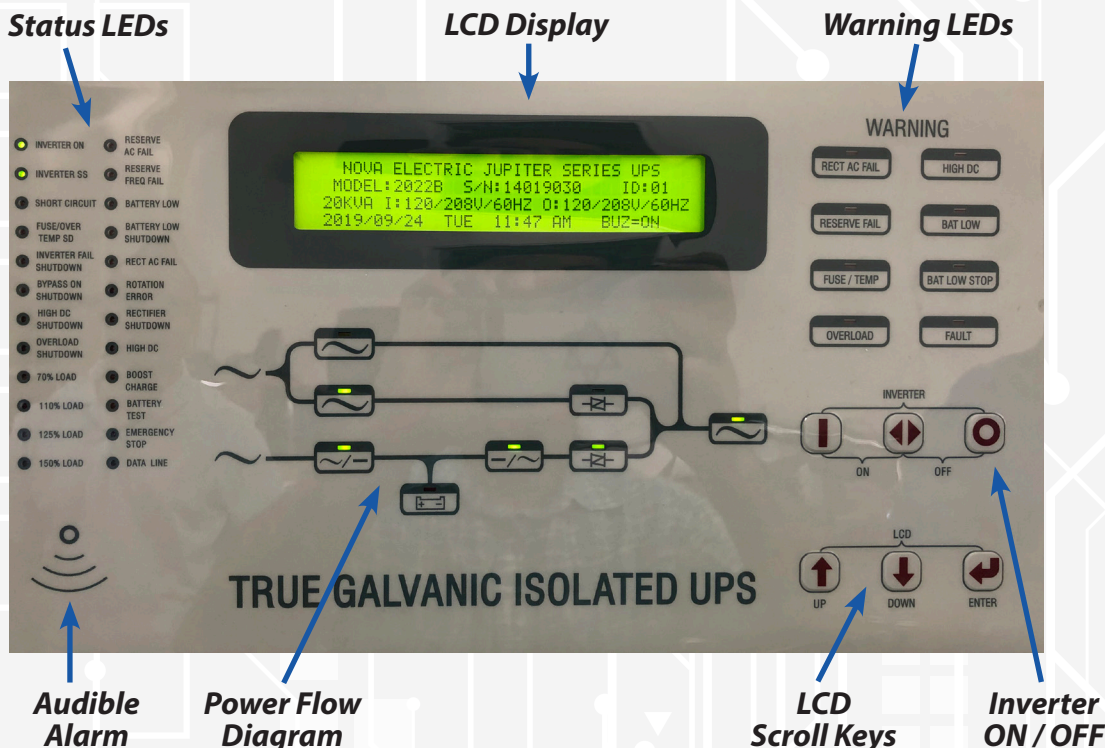
## CONTACT

100 School Street,  
Bergenfield, NJ 07621 USA  
(201) 385-0500

novaelectric.com  
info@novaelectric.com



## JUPITER-SERIES FRONT PANEL DISPLAY



## MONITORING FEATURES

The UPS includes an RS232 port for monitoring information related to the UPS output, and any abnormal conditions that have occurred in real time. Standard commercially available software is provided.

### FRONT PANEL LCD DISPLAY AND LED INDICATORS

These will report all UPS parameters, including input and output voltages, currents, frequency, DC voltage and many other functions.

### LCD DISPLAY

Real time status, data, and historical events are displayed via this backlit LCD display. The UPS parameters, real time clock, and audible alarm also can be set through this LCD.

### STATUS LEDs

A series of LEDs representing all the important status information of the UPS provides critical information to the user. These LEDs are located behind the transparent window, so they can be seen clearly without opening the front door.

### WARNING LEDs

When abnormal condition occurs, these LEDs will light to warn of the fault condition.

### AUDIBLE ALARM

The audible alarm will beep under certain fault conditions including overload, short circuit, open fuse, overtemp, high DC shutdown, and bypass fault.

**The Leader In Rugged Power Conversion Technology Since 1966**

Rev A-September-20-2019





**NOVA ELECTRIC**



## FEATURES

- True On-Line Operation
- Complete input to output 'Galvanic' isolation.
- Almost silent high frequency operation
- Push button starting and stopping
- Diagnostic panel with LCD and LED display
- Soft start on inverter
- Maintenance free batteries
- Solid state transfer switch built-in
- Maintenance bypass switch built-in
- Overload and short circuit protection
- All electronics are built in modular front access and front removable sub assemblies for easy service and maintenance
- Batteries may be built into units up to 20 KVA
- Automatic dual rate battery charger (float charge and boost charge)
- Remote isolated dry relay contacts
- Available options to meet military specs

## CONTACT

100 School Street,  
Bergenfield, NJ 07621 USA

(201) 385-0500

[novaelectric.com](http://novaelectric.com)

[info@novaelectric.com](mailto:info@novaelectric.com)




## COMMUNICATION OPTIONS

Some popular communications options available for the Jupiter UPS include the following:

### UPSCAN

This is a hand held remote display and control module with LCD and LED display that can monitor via RS-485 up to 99 UPS Units at a remote distance of up to 3,000 feet.



*UPSCAN Remote Display and Control Module*

### UPSCALL

This is a modem that will automatically dial out to a specified number when an abnormal situation occurs.

### DCMON

This is a battery monitor module that will monitor all the batteries in each 29 battery string. This feature can provide information on a defective battery before problems cascade to other batteries in the total battery bank.

### NETAGENT

This provides capability to monitor the UPS over the internet. It includes the appropriate additional SNMP card and microprocessor. The software required is provided separately. When equipped with this option, the user can connect a CAT-5 cable for Interface to the external LAN.

## MULTIPLE POWER CONNECTION CONFIGURATIONS



*Standard Bottom Access Plate and  
Terminal Block Connections*



*6 Inch Extension Allows Wire  
Conduit Access From Rear Side*

***The Leader In Rugged Power Conversion Technology Since 1966***



**NOVA ELECTRIC**



## FEATURES

- True On-Line Operation
- Complete input to output 'Galvanic' isolation.
- Almost silent high frequency operation
- Push button starting and stopping
- Diagnostic panel with LCD and LED display
- Soft start on inverter
- Maintenance free batteries
- Solid state transfer switch built-in
- Maintenance bypass switch built-in
- Overload and short circuit protection
- All electronics are built in modular front access and front removable sub assemblies for easy service and maintenance
- Batteries may be built into units up to 20 KVA
- Automatic dual rate battery charger (float charge and boost charge)
- Remote isolated dry relay contacts
- Available options to meet military specs

## CONTACT

100 School Street,  
Bergenfield, NJ 07621 USA

(201) 385-0500

[novaelectric.com](http://novaelectric.com)

[info@novaelectric.com](mailto:info@novaelectric.com)



## A VARIETY OF BATTERY OPTIONS

Nova's Jupiter Series UPS offers a variety of battery options to fit any application from commercial, to heavy industry, to military / harsh environment. Some of the most common configurations are:

### Standard VRLA Batteries

The standard sealed VRLA batteries used in Jupiter UPSs are highly efficient, leak-proof, and maintenance free. Depending on the Jupiter UPS model, Standard VRLA Batteries will be 9 AHh, 26 AHh, 75 AHh, 88 AHh, or 100 AHh cells to build 348 VDC nominal strings. In general, they have operation capabilities up to +50C, and up to 10 years in standby service (or more than 260 cycles at 100% discharge in cycle service.) Shelf life is rated for 6 months at +25C ambient temperature. Specifications vary between the different size cells, so please consult the Partial Model Selection charts herein or the factory for specific details.

### Premium VRLA Batteries

Premium sealed VRLA batteries used in Jupiter UPSs are high-purity cells designed to operate in harsh environment applications. An enormous selection of various cells is available to build 348 VDC nominal strings. Wide storage temperature range of -40C to +80C is available, along with expected life of up to 12 years and shelf life of up to 2 years at +25C ambient temperature. These cells generally feature metal casings, making them suitable for high shock and vibration environments commonly found in military applications. Please consult the factory for specific details.

Many other types of cells are available for specialty applications, such as the High-Rate Front Access cells shown below – please consult factory for details.



*Jupiter-Series 22" Wide UPS (Left) with 43.5" External Battery Cabinet  
shown with special High-Rate Front-Access Cells (Right)*

***The Leader In Rugged Power Conversion Technology Since 1966***





# NOVA ELECTRIC



## FEATURES

- True On-Line Operation
- Complete input to output 'Galvanic' isolation.
- Almost silent high frequency operation
- Push button starting and stopping
- Diagnostic panel with LCD and LED display
- Soft start on inverter
- Maintenance free batteries
- Solid state transfer switch built-in
- Maintenance bypass switch built-in
- Overload and short circuit protection
- All electronics are built in modular front access and front removable sub assemblies for easy service and maintenance
- Batteries may be built into units up to 20 KVA
- Automatic dual rate battery charger (float charge and boost charge)
- Remote isolated dry relay contacts
- Available options to meet military specs

## CONTACT

100 School Street,  
Bergenfield, NJ 07621 USA

(201) 385-0500

[novaelectric.com](http://novaelectric.com)

[info@novaelectric.com](mailto:info@novaelectric.com)



## POPULAR OPTIONS

### **Battery Disconnect**

The optional battery disconnect is offered to provide protection for the batteries. The electrical code requires a disconnect near the batteries. We will mount this disconnect inside the battery enclosure, if ordered. This option is strongly recommended.

### **Ruggedization**

Ruggedization is highly recommended for harsh environment applications, and includes conformal coating of the UPS's PCBs to protect against humidity, condensation, and fungus growth. For military applications, we offer more structural ruggedization, as well as shock mounts, to comply with such standards as MIL-S-901, MIL-STD-810, and other demanding MIL-Specs. This option does not affect size or weight.

### **Complete Spare Parts Package**

We offer a comprehensive spare parts package that includes one of each board, spare fuses, spare semiconductors, and spare fans. These spare parts kits are priced lower when ordered with the initial order then if they are ordered later on.

### **Factory Turn-On Service**

We offer a turn on service for a fee that will ensure the unit has been properly installed and the full warranty is in effect. (Failures caused by incorrect installation are not covered by the warranty.) If this option is selected, the customer will also automatically receive an additional 3 months added to the warranty at no additional charge. This service is provided by factory engineers, not third party engineers. Pricing is dependent upon location, number of units, airfare rates, etc. Please contact us for more details if interested.

### **Customized EPO**

This Emergency Power Off (EPO) Feature can be tailored to trip off current breakers or perform other inhibits per specific customer applications.

### **Shock and Vibration Mounts**

A wide selection of mounts are available for compliance to MIL-S-901, MIL-STD-167, and other related standards.

### **Premium Wide-Temp Range VRLA batteries with up to 12 year life**

### **Additional run time via external battery cabinets**

### **Drip Shields for protection against falling or dripping liquids**

### **AUX DC Outputs**

### **50/60 Hz Output Switch**

### **Output Voltage Adjustment Knob $\pm 10\%$**

### **UL1778 Certification (10-60 KVA 60 Hz Models Only)**

### **Casters for Portability (22" Wide Models Only)**

### **Power Distribution Units (PDUs)**

### **Environmental Stress Screening Services**



**Isolation Mounts available for compliance with MIL-S-901, MIL-STD-167, MIL-STD-810, and other related standards**



FREQUENCY



VOLTAGE

**50/60 Hz Output Frequency Selector Switch with Output Voltage Adjustment Knob available**

**The Leader In Rugged Power Conversion Technology Since 1966**

**Typical 22" Wide Jupiter UPS with Coil Shocks for MIL-S-901 Compliance**



**Typical 43.5" Wide Jupiter UPS with Coil Shocks for MIL-S-901 Compliance**



FREESTANDING UPS			3-PHASE INPUT / 3-PHASE OUTPUT											
PHASE	KVA	10	20	30	40	50	60	80	100	120	160	240	300 / 320	
	Input Voltage (VAC)	Please Specify   120/208   220/380   230/400   240/415   277/480   220 3-Phase Delta   240 3-Phase Delta   380 3-Phase Delta   480 3-Phase Delta												
	Input Range	± 20% (>+20% is Available Upon Request)												
	Input Frequency	Please Specify: 50 Hz or 60 Hz - 400 Hz (Optional)												
	Input Frequency Range	± 5% (Wider Ranges Offered, Please Consult Factory)												
	Power Walk In	0% - 100% :20 sec												
	Voltage Regulation	1%												
	Efficiency	98%												
	Rectification Type	6 Pulse Standard, 12 Pulse Optional										12 Pulse Standard		
BATTERY	Battery Type	Maintenance Free Lead-Acid Batteries / 12V x 29pcs. (348 VDC Nominal)												
	Maximum Charge Current (Adc Selectable) LO, MED, HI	4	8	12	16	25	26	32	45	50	65	100	130	
	Battery Start	Yes, UPS can be Started Without AC Source												
INVERTER	Output Voltage (VAC)	Please Specify   120/208   220/380   230/400   240/415   277/480   220 3-Phase Delta   240 3-Phase Delta   380 3-Phase Delta   480 3-Phase Delta												
	Wave Form	Sinewave												
	Output Power Factor	0.8												
	Frequency Lock Range	± 5% (Alternate Ranges Offered on Special Order)												
	Output Frequency (Free Running)	Please Specify: 50 Hz or 60 Hz or 400 Hz (Crystal Controlled) - 91.66, 100 or 250 Hz Optional												
	Output Frequency (Free Running)	0.7 Lead to Lag												
	Phase Shift Under 100% Unbalanced Load	<0.5%												
	THD (Linear Load)	< 2%												
	OVERLOAD													
	<110%	Continuous												
	110-125%	15 Minutes												
	125-150%	5 Minutes												
	>150-170%	30 Seconds												
	>170-200%	15 Seconds												
	Efficiency (100% Load)	93%			93.50%		94%		94.50%		95%			
	STATIC SWITCH	Voltage Range	Same as Main Rectifier Input. (Different Voltages are Available Upon Request)											
		Mains <-> Inverter	0 ms (True Online)											
		Overload	As per Inverter Rating Plus >200% to 300% = 1 Second											
	OVERALL CHARACTERISTICS	Overall Efficiency	91%			91.50%		92%		92.50%		93%		
Maximum Heat Dissipation (kw)		0.7	1.4	1.9	2.6	3	3.5	4.6	5.4	6.5	8.7	13	17.4	
BTU/h @ Full Load		2.4K	4.8K	6.5K	8.9K	10.3K	12K	16K	19K	22k	30K	45K	60K	
Audible Noise		<65 dBA (at 1m)								<67dBA (at 1m)				
Temperature		-10°C to +50°C (Extended Ranges Available)												
Humidity		0%-95% (Non-Condensing)												
Altitude		<1500 m Above Sea Level												
MTTR		Less Than 30 Minutes												
IEC 62040-2		Yes for 220/380VAC 50Hz Models											No	
EN50091-1,-2		Yes												
Short Circuit Protection		Yes												
Lightning / EMC Filter		MOV / Input & Output (FCC CLASS A)												
Galvanic Isolation		Input and Output True Galvanic Isolation												
Remote Control / Communication Interface		Monitoring 1~99 Units Simultaneously / Dry Contact, RS-232, RS-485 (Optional)												

\*Specifications subject to change without notice.





## 60 HZ MODEL SELECTION - 400 HZ AVAILABLE OPTIONALLY

60 HZ MODEL	KVA	KW	IN/OUT (VAC)	DIMENSIONS (HxWxD)	UPS WEIGHT		BATTERY	RUNTIME (MIN)	BATTERY DIMENSIONS (HxWxD)	BATTERY WEIGHT	
					(KG)	(LBS)				(KG)	(LBS)
J11-10K3/6-120/208-120/208-10M	10	8	120/208	63" x 22" x 31.5"	300	660	HR1234 12V 29pcs	10	Internal	85	187
J11-20K3/6-120/208-120/208-10M	20	16	120/208 120/208	63" x 22" x 31.5"	400	880	HR1234 12V 58pcs	10	Internal	170	374
J11-30K3/6-120/208-120/208	30	24	120/208	63" x 22" x 31.5"	470	1034	12V 26AH 29pcs	9	63" x 22" x 31.5"	410	900
J11-30K3/6-120/208-120/208	30	24	120/208	63" x 22" x 31.5"	470	1034	12V 26AH 58pcs	24	63" x 22" x 31.5"	690	1520
J11-30K3/6-120/208-120/208	30	24	120/208	63" x 22" x 31.5"	470	1034	12V 75AH 29pcs	29	63" x 43.5" x 31.5"	1020	2245
J11-40K3/6-120/208-120/208	40	32	120/208	63" x 22" x 31.5"	530	1166	12V 26AH 29pcs	7	63" x 22" x 31.5"	410	900
J11-40K3/6-120/208-120/208	40	32	120/208	63" x 22" x 31.5"	530	1166	12V 26AH 58pcs	18	63" x 22" x 31.5"	690	1520
J11-40K3/6-120/208-120/208	40	32	120/208	63" x 22" x 31.5"	530	1166	12V 75AH 29pcs	23	63" x 43.5" x 63"	1020	2245
J11-50K3/6-120/208-120/208	50	40	120/208	63" x 22" x 31.5"	560	1232	12V 26AH 1520 58pcs	13	63" x 22" x 31.5"	690	1520
J11-50K3/6-120/208-120/208	50	40	120/208	63" x 22" x 31.5"	560	1232	12V 75AH 29pcs	16	63" x 43.5" x 31.5"	1020	2245
J11-60K3/6-120/208-120/208	60	48	120/208	63" x 22" x 31.5"	630	1386	12V 26AH 58pcs	9	63" x 22" x 31.5"	690	1520
J11-60K3/6-120/208-120/208	60	48	120/208	63" x 22" x 31.5"	630	1386	12V 75AH 29pcs	13	63" x 43.5" x 31.5"	1020	2245
J11-80K3/6-120/208-120/208	80	64	120/208	63" x 43.5" x 31.5"	980	2156	12V 88AH 29pcs	8	63" x 43.5" x 31.5"	1020	2245
J11-100K3/6-120/208-120/208	100	80	120/208	63" x 43.5" x 31.5"	1290	2838	12V 88AH 29pcs	6	63" x 43.5" x 31.5"	1130	2485
J11-120K3/6-120/208-120/208	120	96	120/208	63" x 43.5" x 31.5"	1400	3080	12V 100AH 29pcs	6	63" x 43.5" x 31.5"	1270	2795
J11-160K3/6-120/208-120/208	160	128	120/208	63" x 43.5" x 31.5"	1620	3654	12V 75AH 58pcs	7	63" x 2x(43.5)" x 31.5"	2040	4490
J11-200K3/6-277/480-277/480	200	160	277/480	63" x 87.0" x 31.5"	2450	5390	12V 88AH 58pcs	6	63" x 2x(43.5)" x 31.5"	2260	4970
J11-240K3/6-277/480-277/480	240	192	277/480	63" x 87.0" x 31.5"	2620	5760	12V 100AH 58pcs	6	63" x 2x(43.5)" x 31.5"	2540	5590
J11-240K3/6-277/480-277/480	240	192	277/480	63" x 87.0" x 31.5"	2620	5760	12V 75AH 87pcs	8	63" x 3x(43.5)" x 31.5"	3060	6730
J11-300K3/6-277/480-277/480	300	240	277/480	63" x 87.0" x 31.5"	2800	6160	12V 88AH 87pcs	8	63" x 3x(43.5)" x 31.5"	3390	7460
J11-320K3/6-277/480-277/480	320	256	277/480	63" x 87.0" x 31.5"	2960	6510	12V 88AH 87pcs	8	63" x 3x(43.5)" x 31.5"	3390	7460
J11-320K3/6-277/480-277/480	320	256	277/480	63" x 87.0" x 31.5"	2960	6510	12V 100AH 87pcs	8	63" x 3x(43.5)" x 31.5"	3810	8380

\*Specifications subject to change without notice.

Other Voltages Available Including 277/480 VAC, 220 VAC Three-Phase Delta, 240 VAC Three-Phase Delta, 380 VAC Three-Phase Delta, 440 VAC Three-Phase Delta, 480 VAC Three-Phase Delta, and others upon request.





## PARTIAL 50 HZ MODEL SELECTION – 400 HZ AVAILABLE OPTIONALLY

50 HZ MODEL	KVA	KW	IN/OUT (VAC)	DIMENSIONS (HxWxD)	UPS WEIGHT		BATTERY	RUNTIME (MIN)	BATTERY DIMENSIONS (HxWxD)	BATTERY WEIGHT	
					(KG)	(LBS)				(KG)	(LBS)
J11-10K3/5-220/380-220/380-10M	10	8	220/380	63" x 22" x 31.5"	300	660	HR1234 12V 29pcs	10	Internal	85	187
J11-20K3/5-220/380-220/380-10M	20	16	220/380	63" x 22" x 31.5"	400	880	HR1234 12V 58pcs	10	Internal	170	374
J11-30K3/5-220/380-220/380	30	24	220/380	63" x 22" x 31.5"	470	1034	12V 26AH 29pcs	9	63"x 22"x 31.5"	410	900
J11-30K3/5-220/380-220/380	30	24	220/380	63" x 22" x 31.5"	470	1034	12V 26AH 58pcs	24	63"x 22"x 31.5"	690	1520
J11-30K3/5-220/380-220/380	30	24	220/380	63" x 22" x 31.5"	470	1034	12V 75AH 29pcs	29	63"x 43.5"x 31.5"	1020	2245
J11-40K3/5-220/380-220/380	40	32	220/380	63" x 22" x 31.5"	530	1166	12V 26AH 29pcs	7	63"x 22" x 31.5"	410	900
J11-40K3/5-220/380-220/380	40	32	220/380	63" x 22" x 31.5"	530	1166	12V 26AH 58pcs	18	63"x 22" x 31.5"	690	1520
J11-40K3/5-220/380-220/380	40	32	220/380	63" x 22" x 31.5"	530	1166	12V 75AH 29pcs	23	63"x 43.5"x 63"	1020	2245
J11-50K3/5-220/380-220/380	50	40	220/380	63" x 22" x 31.5"	560	1232	12V 26AH 1520 58pcs	13	63"x 22" x 31.5"	690	1520
J11-50K3/5-220/380-220/380	50	40	220/380	63" x 22" x 31.5"	560	1232	12V 75AH 29pcs	16	63"x 43.5"x 31.5"	1020	2245
J11-60K3/5-220/380-220/380	60	48	220/380	63" x 22" x 31.5"	630	1386	12V 26AH 58pcs	9	63"x 22" x 31.5"	690	1520
J11-60K3/5-220/380-220/380	60	48	220/380	63" x 22" x 31.5"	630	1386	12V 75AH 29pcs	13	63"x 43.5"x 31.5"	1020	2245
J11-80K3/5-220/380-220/380	80	64	220/380	63" x 43.5" x 31.5"	980	2156	12V 88AH 29pcs	8	63"x 43.5" x 31.5"	1020	2245
J11-100K3/5-220/380-220/380	100	80	220/380	63" x 43.5" x 31.5"	1290	2838	12V 88AH 29pcs	6	63"x 43.5" x 31.5"	1130	2485
J11-120K3/5-220/380-220/380	120	96	220/380	63" x 43.5" x 31.5"	1400	3080	12V 100AH 29pcs	6	63"x 43.5" x 31.5"	1270	2795
J11-160K3/5-220/380-220/380	160	128	220/380	63" x 43.5" x 31.5"	1620	3654	12V 75AH 58pcs	7	63" x 2x(43.5)" x 31.5"	2040	4490
J11-200K3/5-220/380-220/380	200	160	220/380	63" x 87.0" x 31.5"	2450	5390	12V 88AH 58pcs	6	63" x 2x(43.5)" x 31.5"	2260	4970
J11-240K3/5-220/380-220/380	240	192	220/380	63" x 87.0" x 31.5"	2620	5760	12V 100AH 58pcs	6	63" x 2x(43.5)" x 31.5"	2540	5590
J11-240K3/5-220/380-220/380	240	192	220/380	63" x 87.0" x 31.5"	2620	5760	12V 75AH 87pcs	8	63" x 3x(43.5)" x 31.5"	3060	6730
J11-300K3/5-220/380-220/380	300	240	220/380	63" x 87.0" x 31.5"	2800	6160	12V 88AH 87pcs	8	63" x 3x(43.5)" x 31.5"	3390	7460
J11-320K3/5-220/380-220/380	320	256	220/380	63" x 87.0" x 31.5"	2960	6510	12V 88AH 87pcs	6	63" x 3x(43.5)" x 31.5"	3390	7460
J11-320K3/5-220/380-220/380	320	256	220/380	63" x 87.0" x 31.5"	2960	6510	12V 100AH 87pcs	8	63" x 3x(43.5)" x 31.5"	3810	8380

\*Specifications subject to change without notice.

Other Voltages Available Including 230/400 VAC, 220 VAC Three-Phase Delta, 240 VAC Three-Phase Delta, 380 VAC Three-Phase Delta, 440 VAC Three-Phase Delta, 480 VAC Three-Phase Delta, and others upon request.



## PARTIAL FREQUENCY CONVERTER UPS MODEL CHART

60 HZ INPUT MODEL	KVA	KW	IN	OUT	DIMENSIONS (HxWxD)	UPS WEIGHT (LBS)	BATTERY	RUNTIME (MIN)	BATTERY DIMENSIONS (HxWxD)	BATTERY WEIGHT (LBS)
J11-10K3/5-120/208-220/380-10M	10	8	120/208 60 Hz	220/380 50 Hz	63" x 22" x 31.5"	660	HR1234 12V 29pcs	10	Internal	187
J11-10K3/4-120/208-115/200-10M	10	8	120/208 60 Hz	115/200 400 Hz	63" x 22" x 31.5"	880	HR1234 12V 58pcs	10	Internal	374
J11-20K3/5-120/208-220/380-10M	20	16	120/208 60 Hz	220/380 50 Hz	63" x 22" x 31.5"	1034	12V 26AH 29pcs	9	63" x 22" x 31.5"	900
J11-20K3/4-120/208-115/200-10M	20	16	120/208 60 Hz	115/200 400 Hz	63" x 22" x 31.5"	1034	12V 26AH 58pcs	24	63" x 22" x 31.5"	1520
50 HZ INPUT MODEL	KVA	KW	IN	OUT	DIMENSIONS (HxWxD)	UPS WEIGHT	BATTERY	RUNTIME (MIN)	BATTERY DIMENSIONS (HxWxD)	BATTERY WEIGHT
J11-10K3/6-220/380-120/208-10M	10	8	220/380 50 Hz	120/208 60 Hz	63" x 22" x 31.5"	1166	12V 75AH 29pcs	23	63" x 43.5" x 63"	2245
J11-10K3/4-220/380-115/200-10M	10	8	220/380 50 Hz	115/200 400 Hz	63" x 22" x 31.5"	1232	12V 26AH 1520 58pcs	13	63" x 22" x 31.5"	1520
J11-20K3/6-220/380-120/208-10M	20	16	220/380 50 Hz	120/208 60 Hz	63" x 22" x 31.5"	1232	12V 75AH 29pcs	16	63" x 43.5" x 31.5"	2245
J11-20K3/4-220/380-115/200-10M	20	16	220/380 50 Hz	115/200 400 Hz	63" x 22" x 31.5"	1386	12V 26AH 58pcs	9	63" x 22" x 31.5"	1520
400 HZ INPUT MODEL	KVA	KW	IN	OUT	DIMENSIONS (HxWxD)	UPS WEIGHT (LBS)	BATTERY	RUNTIME (MIN)	BATTERY DIMENSIONS (HxWxD)	BATTERY WEIGHT (LBS)
J11-10K3/6-220/380-120/208-10M	10	8	115/200 400 Hz	120/208 60 Hz	63" x 43.5" x 31.5"	3080	12V 100AH 29pcs	6	63" x 43.5" x 31.5"	2795
J11-10K3/5-220/380-115/200-10M	10	8	115/200 400 Hz	220/380 50 Hz	63" x 43.5" x 31.5"	3654	12V 75AH 58pcs	7	63" x 2x(43.5)" x 31.5"	4490
J11-20K3/6-220/380-120/208-10M	20	16	115/200 400 Hz	120/208 60 Hz	63" x 87.0" x 31.5"	5390	12V 88AH 58pcs	6	63" x 2x(43.5)" x 31.5"	4970
J11-20K3/5-220/380-115/200-10M	20	16	115/200 400 Hz	220/380 50 Hz	63" x 87.0" x 31.5"	5760	12V 100AH 58pcs	6	63" x 2x(43.5)" x 31.5"	5590

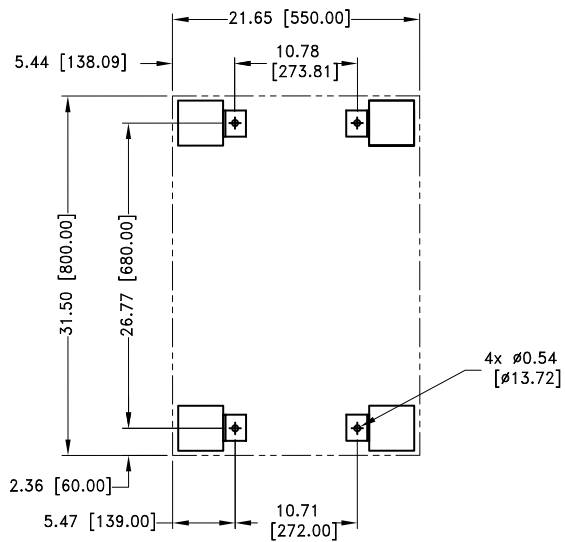
\*Specifications subject to change without notice.

Models Available To 320+ KVA. Other Voltages Available Including 277/480 VAC, 220 VAC Three-Phase Delta, 240 VAC Three-Phase Delta, 380 VAC Three-Phase Delta, 440 VAC Three-Phase Delta, 480 VAC Three-Phase Delta, and others upon request. Frequency Conversion requires deletion of standard static and maintenance bypass switch functions within UPS.

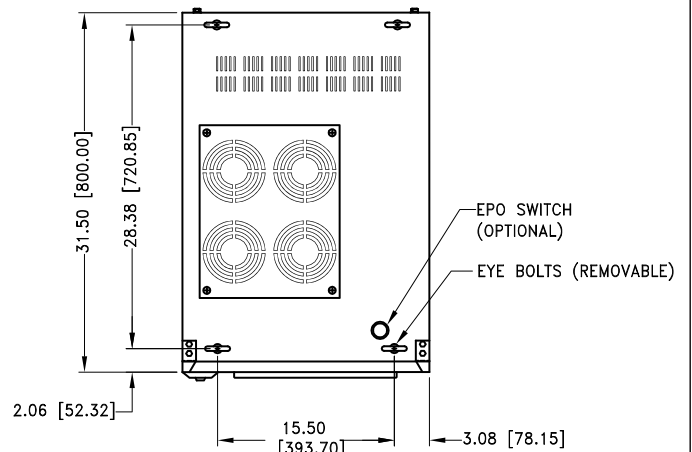




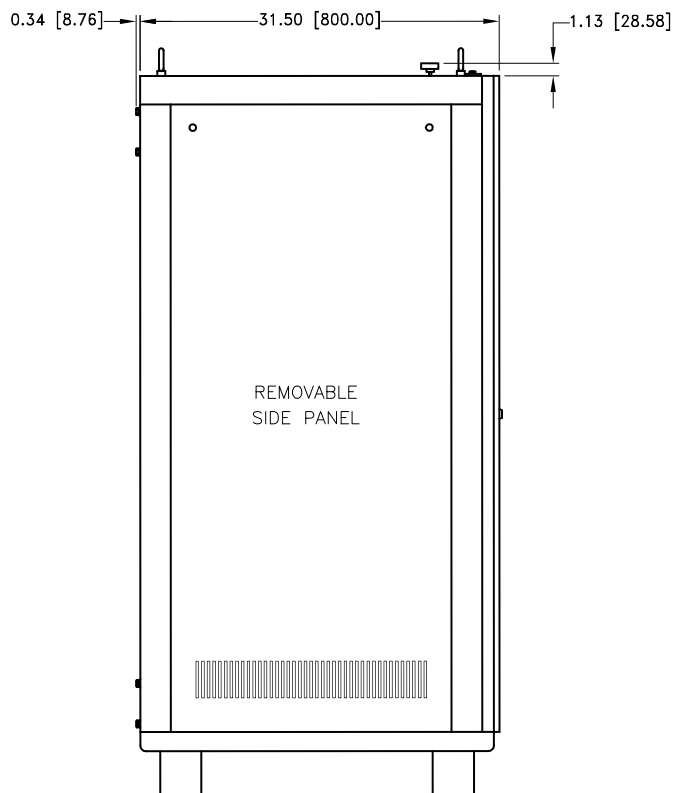
## TYPICAL DIMENSION DRAWINGS (22" WIDE CABINET)



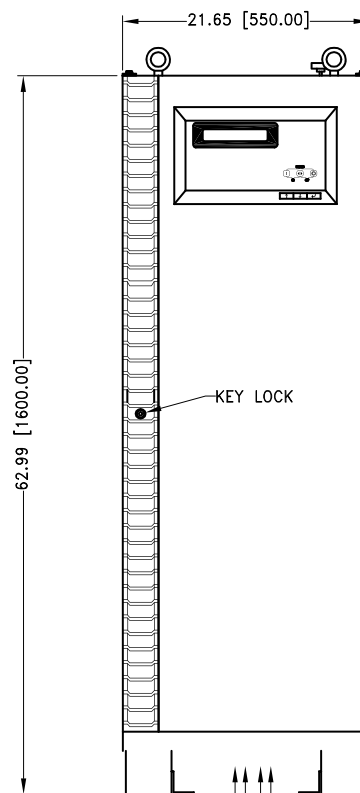
**FOOT AND TIE DOWN BRACKET HOLE PATTERN**



**TOP VIEW**



**LEFT SIDE VIEW**



**FRONT VIEW**

**FOOT AND TIE DOWN BRACKET HOLE PATTERN**

Dimensions: 43.51 [1100.00] (total width), 5.47 [139.00] (left offset), 19.29 [490.00] (center spacing), 13.07 [332.00] (right offset), 31.50 [800.00] (total height), 26.77 [680.00] (lower section height), 2.36 [60.00] (bottom offset), 6x Ø0.54 [Ø13.72] (hole pattern).

**TOP VIEW**

Dimensions: 31.50 [800.00] (left height), 28.38 [720.85] (internal height), 2.06 [52.32] (bottom offset), 3.13 [79.50] (bottom offset), 37.06 [941.32] (total width), 43.31 [1100.00] (total width). Features: EPO SWITCH (OPTIONAL), EYE BOLTS (REMOVABLE).

**LEFT SIDE VIEW**

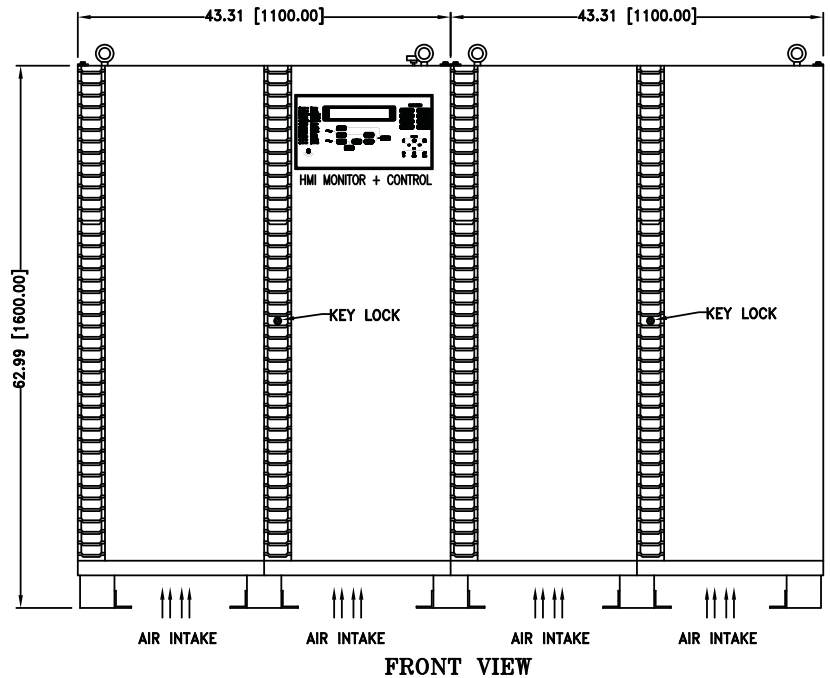
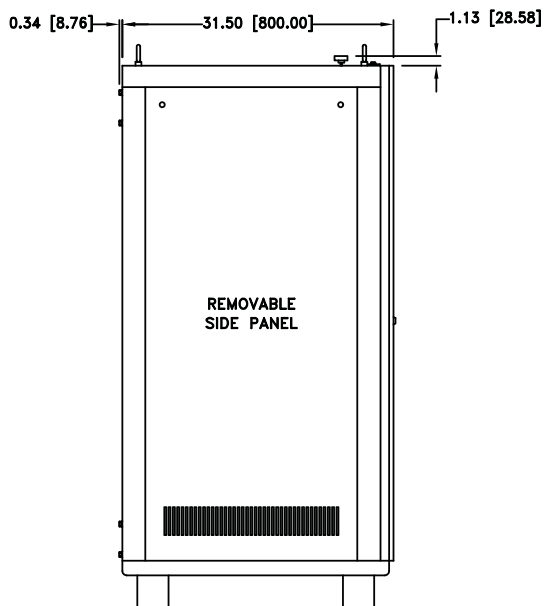
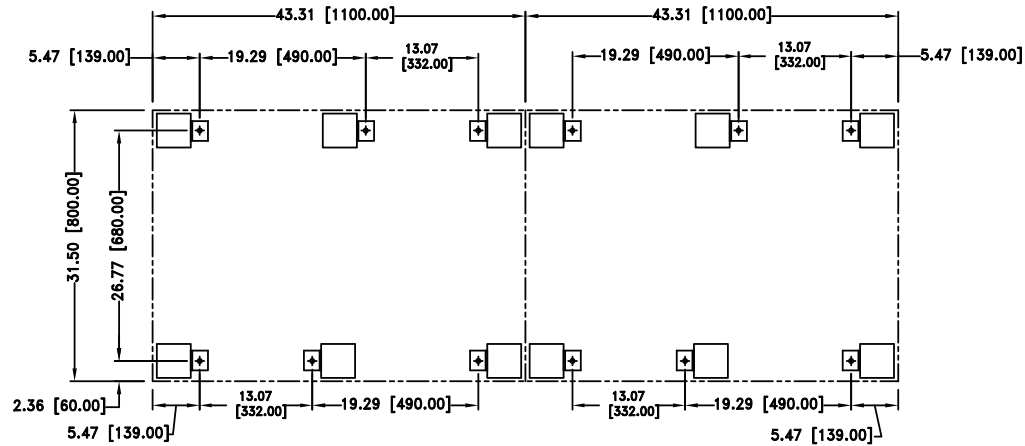
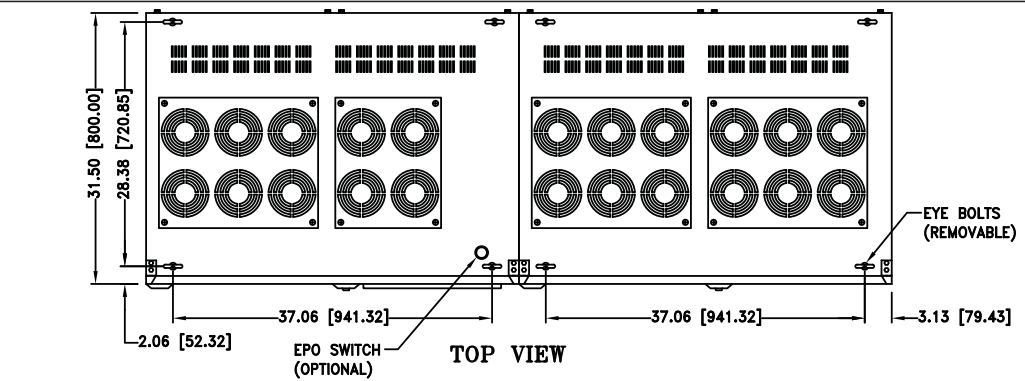
Dimensions: 0.34 [8.76] (top offset), 31.50 [800.00] (total width), 1.13 [28.58] (top offset). Feature: REMOVABLE SIDE PANEL.

**FRONT VIEW**

Dimensions: 62.99 [1600.00] (total height), 43.31 [1100.00] (total width). Features: KEY LOCK, AIR INTAKE.



## TYPICAL DIMENSION DRAWINGS (87" WIDE CABINET)





# RUGGED AC POWER SYSTEMS



**SELECT UNITS QUALIFIED TO MIL-STD-810, MIL-S-901, MIL-STD-1399, MIL-STD-461, MIL-STD-167, MIL-STD-740, RTCA/DO-160, AND MORE**

## RUGGED TRUE ONLINE UPS



500 W – 500+ KW

*Rack Mount, Bulkhead Mount, and Freestanding*

*Single and Three Phase*

*50, 60, and 400 Hz.*

## PURE SINEWAVE DC-AC INVERTERS



100 W – 500+ KW

*Rack Mount, Bulkhead Mount, and Freestanding*

*Single and Three Phase*

*50, 60, and 400 Hz.*

## SOLID-STATE FREQUENCY CONVERTERS



100 W – 500+ KW

*Rack Mount, Bulkhead Mount, and Freestanding*

*Single and Three Phase*

*50, 60, and 400 Hz.*

## POWER DISTRIBUTION UNITS (PDUs)



*Basic, Switched, Auto-Transfer Switching, and Metered Configurations*

*Rack Mount, Bulkhead Mount, and Freestanding*

*Single and Three Phase*

## CUSTOM EMI FILTERS



*For MIL-STD-461 Compliance*

*Rack Mount, Bulkhead Mount, and Freestanding*

*Single and Three Phase*

## RUGGED PORTABLE TRANSFORMERS



100 W – 500+ KW

*Rack Mount, Bulkhead Mount, and Freestanding*

*Single and Three Phase*

## EXTERNAL MAINTENANCE BYPASS SWITCHES (MBSSs)



*Rack Mount, Bulkhead Mount, and Freestanding*

*Single and Three Phase*

## CUSTOM DESIGNS



*Designed & Built to Spec*

*Integrated AC & DC Capabilities*

*Multiple Outputs*

## RELIABLE AC POWER WHEN AND WHERE YOU NEED IT SEVERE ENVIRONMENT PRODUCTS



- AIRBORNE
- SHIPBOARD
- MOBILE
- RACK MOUNT & FREESTANDING

- 50, 60, AND 400 Hz
- AIR & WATER COOLED
- SINGLE AND THREE PHASE
- LIGHTWEIGHT DESIGNS

