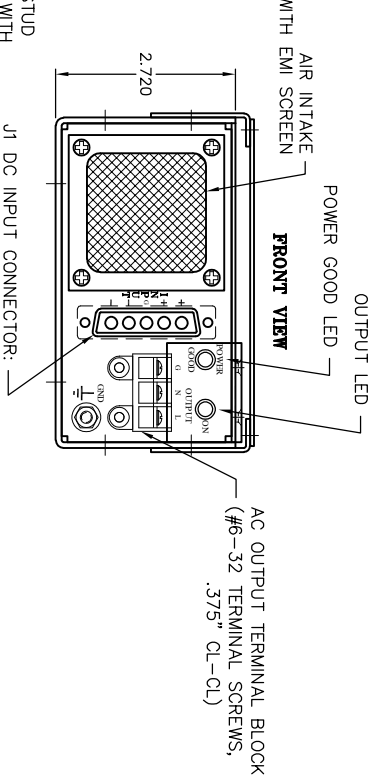
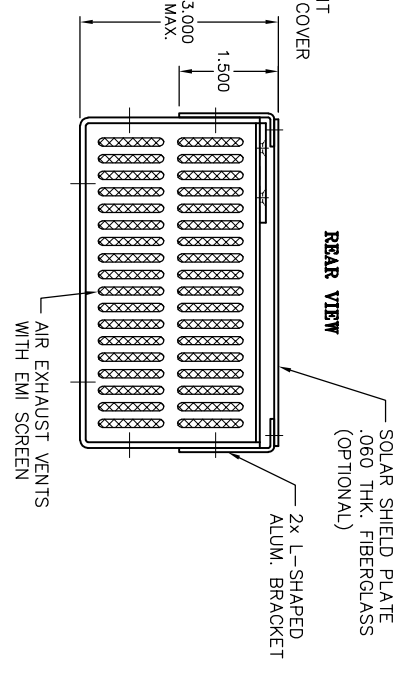
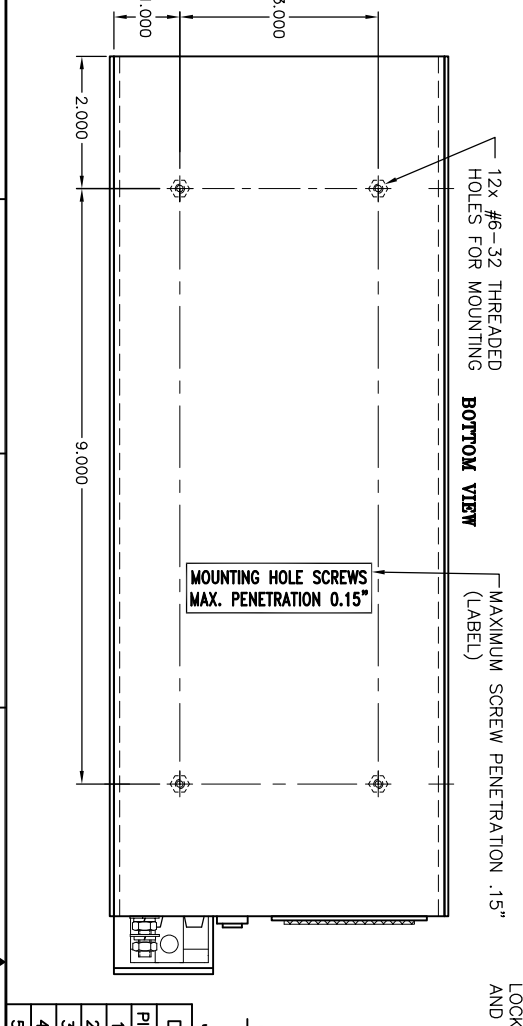
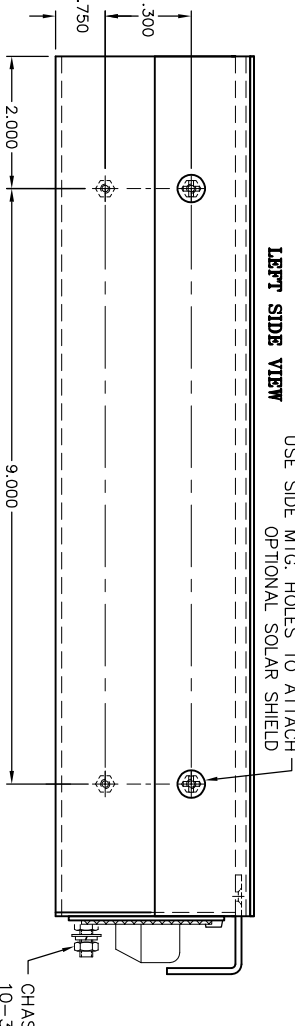
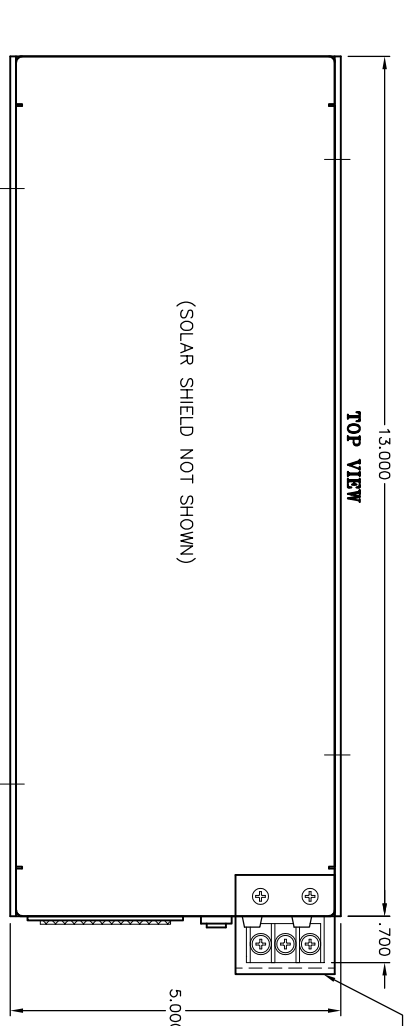



REVISONS		BY	APR	DATE
1				
2				



CONNECTOR PIN DESIGNATIONS

J1 DC INPUT	TB1 AC OUTPUT
DBMSWSPK87	DT-49-M10W-03
1 +DC (POS)	G GROUND
2 +DC (POS)	N NEUTRAL
3 GROUND	L LINE
4 -DC (NEG)	
5 -DC (NEG)	

NOTES:

1. ALL DIMENSIONS ARE IN INCHES.
2. ALL UNDIMENSIONED PICTORIAL CONFIGURATIONS ARE FOR REFERENCE ONLY.
3. MAXIMUM MOUNTING SCREWS PENETRATION: SIDES: .250 BOTTOM: .150
4. UNIT THROUGHLY RUGGEDIZED.
5. EXTERIOR PARTS ARE CLEAR IRRIDIZED.
6. FRONT PANEL SILK-SCREENED IN BLACK EPOXY INK.
7. APPROXIMATE WEIGHT: 8.0 LBS.

PAPER COPIES SHALL BE SHREDED WHEN NO LONGER REQUIRED. ELECTRONIC COPIES SHALL NOT BE DISCLOSED OUTSIDE OF THE INTENDED RECIPIENTS.

THIS DOCUMENT CONTAINS INFORMATION WHICH IS CONFIDENTIAL, MAY BE REPRODUCED OR DISCLOSED TO ANY OTHER PERSON OR ORGANIZATION WITHOUT THE WRITTEN PERMISSION OF NOVIA ELECTRIC, INC. CONSIDERED "OUT IN ACCORDANCE WITH ESTABLISHED PROCEDURES & POLICIES. TOLERANCES UNLESS OTHERWISE SPECIFIED ARE: .005 INCHES UNLESS OTHERWISE NOTED.

NOVIA ELECTRIC
100 SCHOOL STREET
BERGENFIELD, N.J. 07621-2915
OUTLINE DRAWING
NGL1K60-24-120-MIL
9981111

NOVA ELECTRIC
100 SCHOOL STREET
BERGENFIELD, N.J. 07621-2915
OUTLINE DRAWING
NGL1K60-24-120-MIL
9981111

DO NOT SCALE SIZE DATE SHEET 1 of 1 REV.