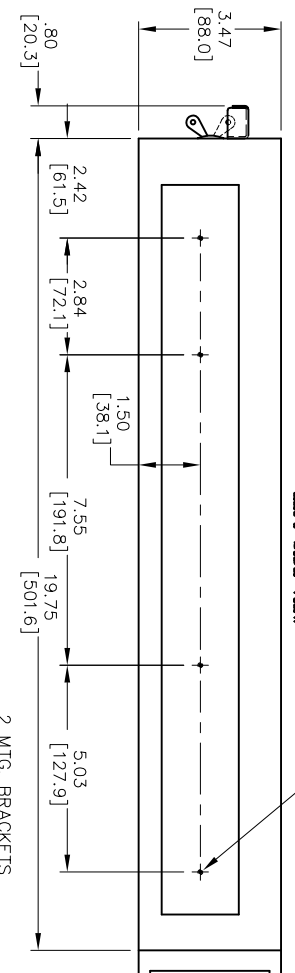
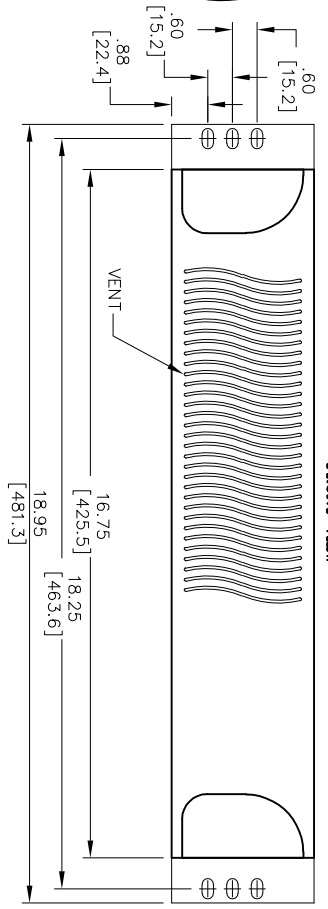


REVISIONS			
TR	DESCRIPTION	BY	DATE
-	-	-	-
-	-	-	-

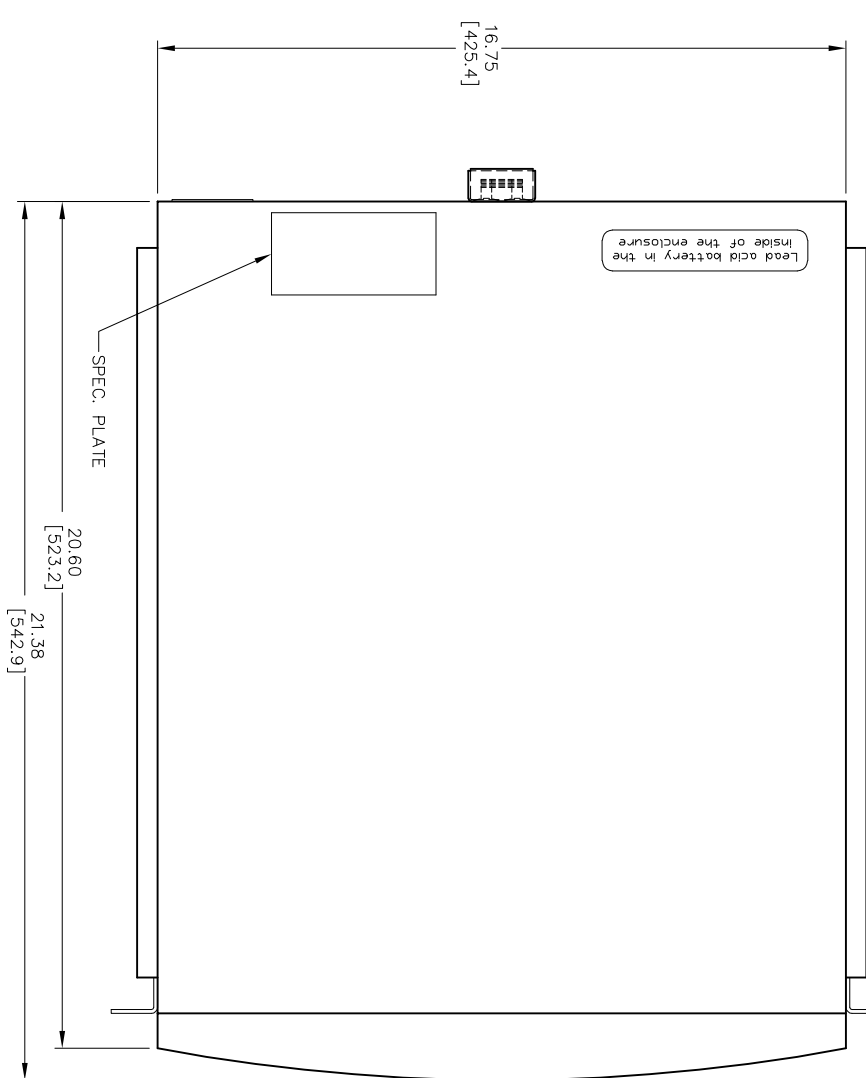
M3 TAPPED HOLES  
4 PLACES (BOTH SIDES)  
TO SECURE (OPTIONAL)  
SLIDES TO CHASSIS



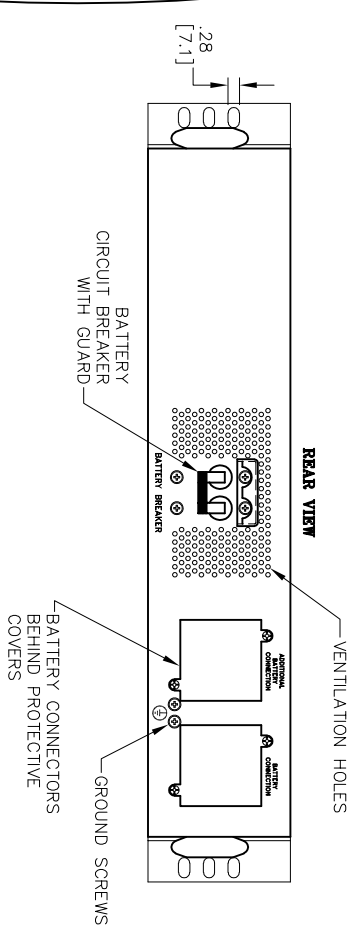
LEFT SIDE VIEW



FRONT VIEW



TOP VIEW



REAR VIEW

- NOTES:**
1. DIMENSIONS ARE IN INCHES & MILLIMETERS [mm].
  2. ALL UNDIMENSIONED PICTORIAL CONFIGURATIONS ARE FOR REFERENCE ONLY.
  3. FRONT & REAR MARKINGS FOR REFERENCE ONLY.
  4. FINISH: ALL EXTERIOR PARTS ARE PAINTED BLACK.
  5. UNIT THOROUGHLY RUGGEDIZED.
  6. UNIT SUPPLIED WITH HX BATTERY UPGRADE.
  7. UNIT SUPPLIED WITH BATTERY INTERCONNECTION CABLE.

THIS DRAWING IS DESIGN AND DETAIL. THIRD PARTY PROVISIONS ARE NOT TO BE USED EXCEPT IN CONNECTION WITH OUR WORK. NOVA ELECTRIC CORP. INVENTION ARE RESERVED. TOLERANCES UNLESS OTHERWISE SPECIFIED: .005 ± (DIMENSIONS IN INCHES) / .125 ± (DIMENSIONS IN MILLIMETERS) UNLESS OTHERWISE NOTED.

NOVA ELECTRIC CORP.  
100 SCHOOL STREET  
BERGENFIELD, N.J. 07621-2815

NOVA ELECTRIC CORP.  
BATTERY PACK

OUTLINE DRAWING

9981077

CAGE: 29019 SHEET: 1 of 1 REV.

AETPC