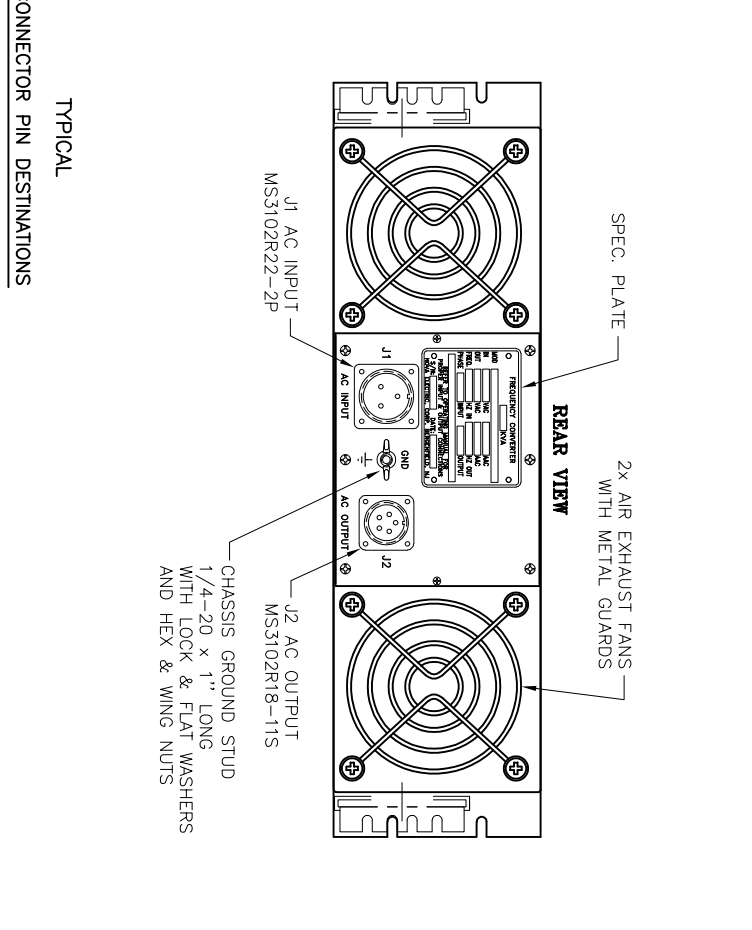

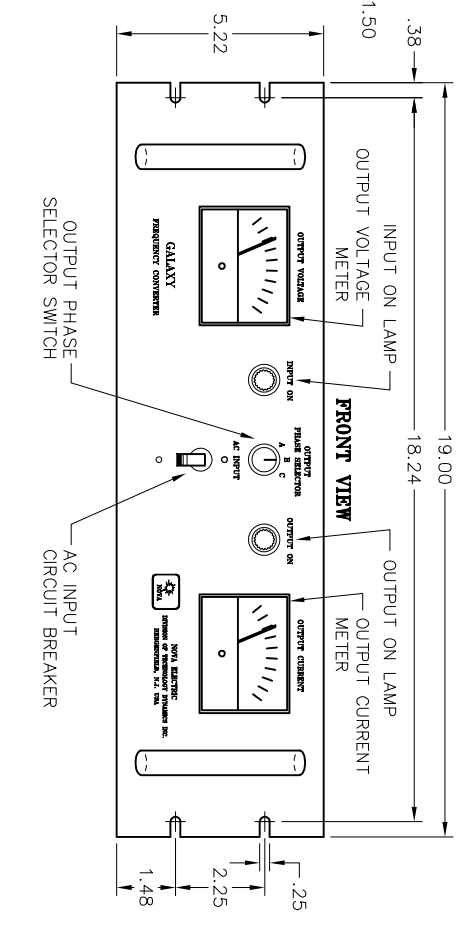
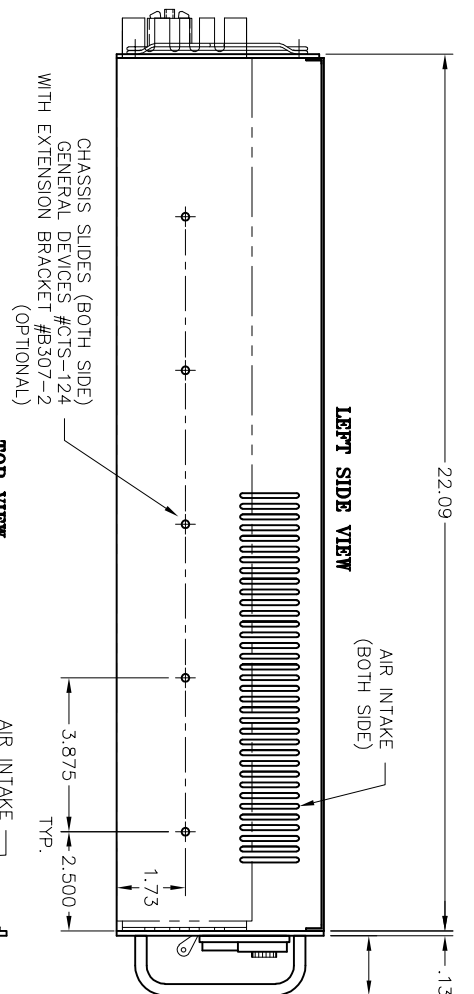


REVISIONS		BY	APR	DATE
1				
2				



**CAUTION**  
SENSITIVE ELECTRONIC DEVICES INSIDE

WARNING: FOR CONTINUED PROTECTION AGAINST RISK OF FIRE REPLACE FUSES WITH SAME TYPE AND RATING.

WARNING: NO USER SERVICEABLE PARTS INSIDE. REFER SERVICING TO QUALIFIED PERSONNEL ONLY.

WARNING: USE ONLY BATTERY POWERED OR UNGROUNDED TEST EQUIPMENT WHEN SERVICING THIS EQUIPMENT.

CAUTION: INTENDED FOR USE IN A PROTECTED ENVIRONMENT. SEE MANUAL FOR DETAILS.

TYPICAL  
CONNECTOR PIN DESTINATIONS

- NOTES:
1. ALL DIMENSIONS ARE IN INCHES.
  2. ALL UNDIMENSIONED PICTORIAL CONFIGURATIONS ARE FOR REFERENCE ONLY.
  3. EXTERIOR COLOR: ANSI #61 GRAY SEMI-GLOSS.

J1 AC INPUT		J2 AC OUTPUT	
MATE:	MS3102R22-2P	MATE:	MS3102R18-11S
DESCRIPTION		DESCRIPTION	
PIN	DESCRIPTION	PIN	DESCRIPTION
A	PHASE A	A	PHASE A
B	PHASE B	B	PHASE B
C	PHASE C	C	PHASE C
D	NEUTRAL	D	NEUTRAL
E	GROUND	E	GROUND

PAPER COPIES SHALL BE SHREDED WHEN NO LONGER REQUIRED. ELECTRONIC COPIES SHALL NOT BE DISCLOSED OUTSIDE OF THE INTENDED RECIPIENTS.

THIS DOCUMENT CONTAINS INFORMATION WHICH IS CONFIDENTIAL, MAY BE CONSIDERED A TRADE SECRET, AND SHOULD BE PROTECTED IN ACCORDANCE WITH ESTABLISHED PROCEDURES & POLICIES. TOLERANCES UNLESS OTHERWISE SPECIFIED:

.125" ± .002"  
.062" ± .001"  
ALL DIMENSIONS IN INCHES UNLESS OTHERWISE NOTED

NOVA ELECTRIC  
100 SCHOOL STREET  
BERGENFIELD, N.J. 07621-2915  
OUTLINE DRAWING  
3U QJFC - SERIES  
9981118

DO NOT SCALE