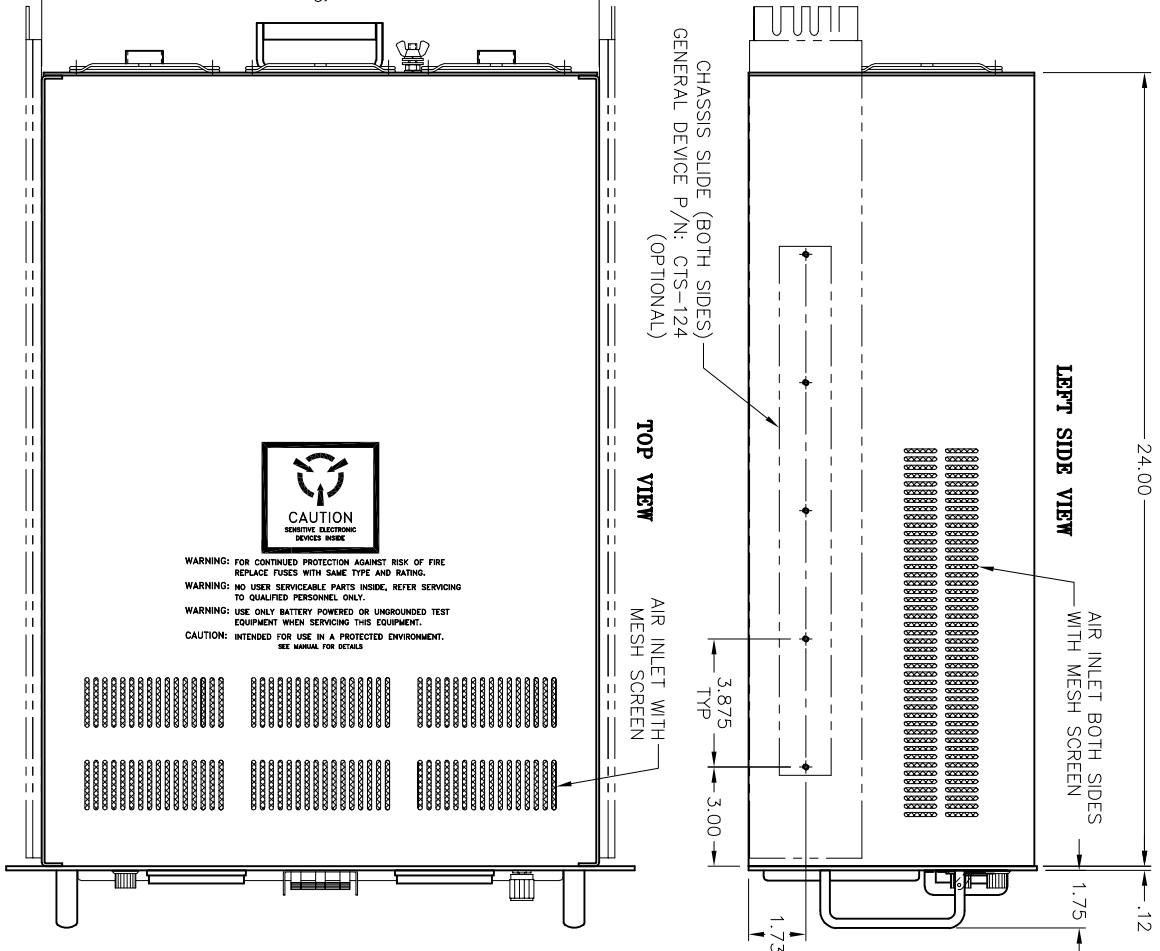
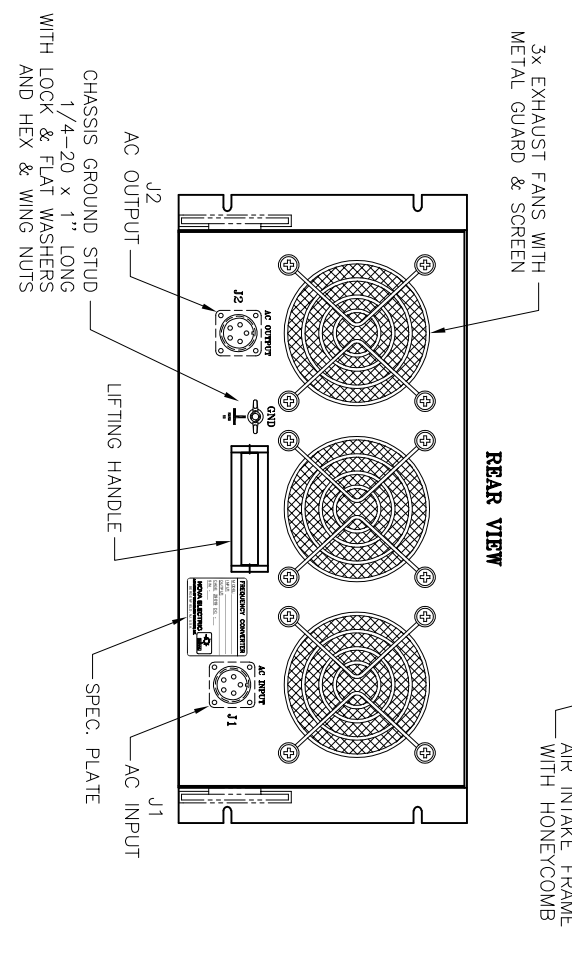
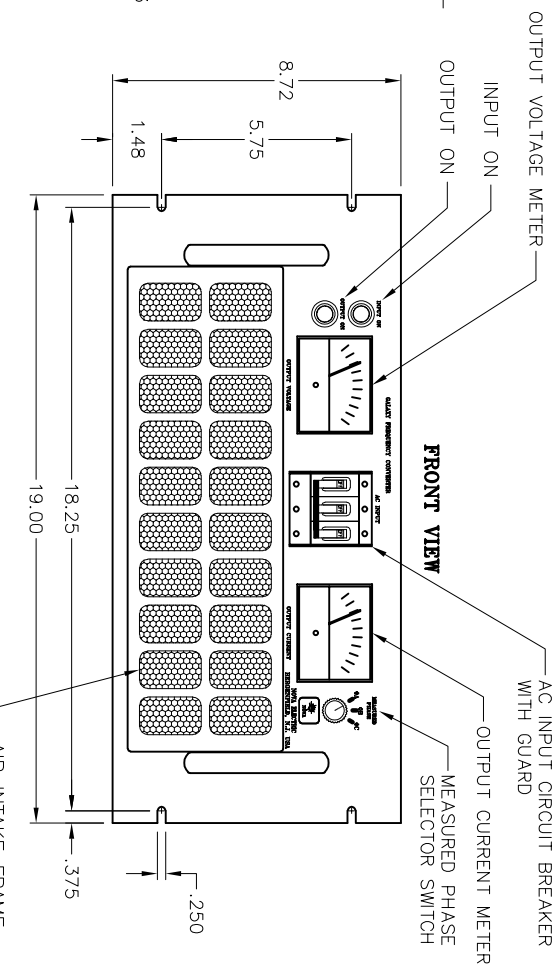


REVISIONS		BY	APP	DATE
1				
2				



- NOTES:**
- ALL DIMENSIONS ARE IN INCHES, UNLESS OTHERWISE SPECIFIED.
 - ALL UNDIMENSIONED PICTORIAL CONFIGURATIONS ARE FOR REFERENCE ONLY.
 - FRONT, REAR, AND TOP MARKINGS FOR REFERENCE ONLY.
 - FRONT PANEL PAINTED - ANSI #61 GRAY SEMI-GLOSS. ALL OTHER SURFACES ARE PAINTED OR IRRIDITED.
 - FRONT PANEL SILK-SCREENED IN BLACK EPOXY INK.



TYPICAL CONNECTORS PIN DESIGNATION

J1 AC INPUT		J2 AC OUTPUT	
PIN	DESCRIPTION	PIN	DESCRIPTION
A	PHASE A	A	PHASE A
B	PHASE B	B	PHASE B
C	PHASE C	C	PHASE C
D	NEUTRAL	D	NEUTRAL
E	GROUND	E	GROUND

PAPER COPIES SHALL BE SHREDED WHEN NO LONGER REQUIRED. ELECTRONIC COPIES SHALL NOT BE DISCLOSED OUTSIDE OF THE INTENDED RECIPIENTS.

NOVA ELECTRIC
100 SCHOOL STREET
BERGENFIELD, N.J. 07821-2915

OUTLINE DRAWING
5U QJFC - SERIES
9981119

DATE: 6/15/00
APPROVED: [Signature]

DO NOT SCALE