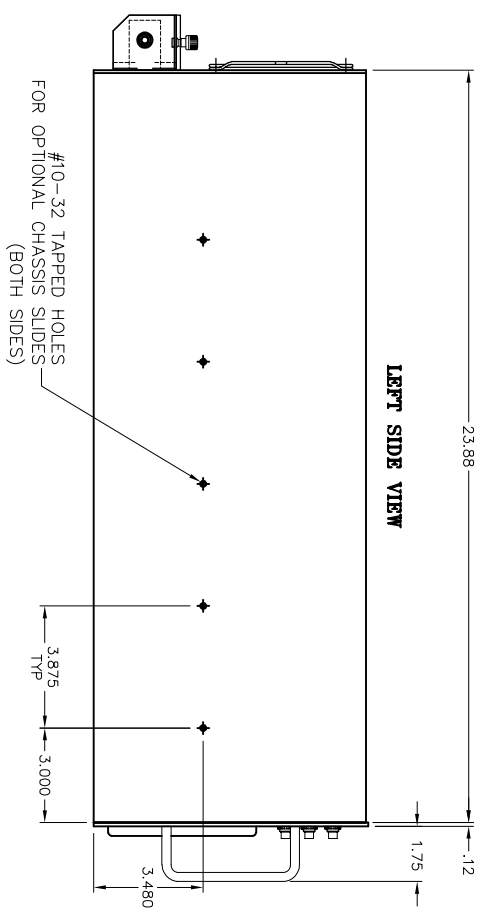



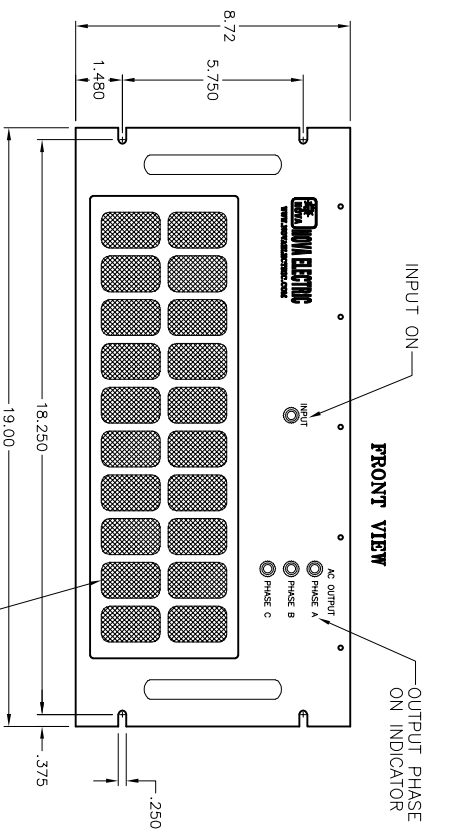
REVISIONS		BY	APR	DATE
1	DESCRIPTION	-	-	-
2		-	-	-



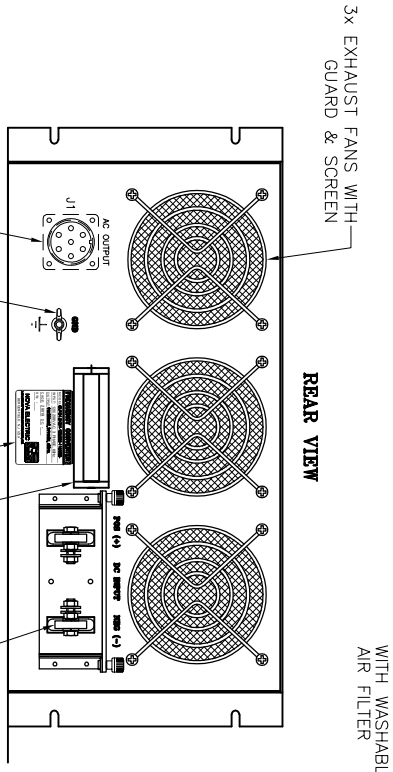
LEFT SIDE VIEW



TOP VIEW



FRONT VIEW



REAR VIEW

3x EXHAUST FANS WITH GUARD & SCREEN
 AC OUTPUT
 CHASSIS GROUND STUD 1/4-20 x 1" LONG WITH LOCK & FLAT WASHERS AND HEX AND WING NUTS
 J1 AC OUTPUT
 SPEC. PLATE
 LIFTING HANDLE
 DC INPUT CONNECTION STUDS 1/4-20 x 1" LONG WITH LOCK & FLAT WASHERS AND HEX NUTS PROTECTED BY A REMOVABLE TRANSPARENT PROTECTIVE COVER

CONNECTOR PIN DESIGNATION (TYPICAL)

J1 AC OUTPUT

MATE: MS3102R24-10S
MS3106E24-10P

PIN	DESCRIPTION
A	PHASE A
B	PHASE B
C	PHASE C
D	NEUTRAL
E	GROUND
F	NOT USED
G	NOT USED

NOVA ELECTRIC
 100 SCHOOL STREET
 BRENTHAM, N.J. 07821-2915
 TEL: 609/881-1121
 FAX: 609/881-1122
 WWW.NOVAELECTRIC.COM

NOVA ELECTRIC
 A DIV. OF TECHNOLOGY DRAWINGS, INC.
 OUTLINE DRAWING
 NGRJK 5U CHASSIS
 9981121

APPROVED DATE: 5/6/21
 ML 5/6/21
 DO NOT SCALE SIZE CAGE: 29019 SHEET: 1 of 1 REV: 1

- NOTES:
1. ALL DIMENSIONS ARE IN INCHES, UNLESS OTHERWISE SPECIFIED.
 2. ALL UN-DIMENSIONED PICTORIAL CONFIGURATIONS ARE FOR REFERENCE ONLY.
 3. FRONT, REAR, AND TOP MARKINGS FOR REFERENCE ONLY.
 4. FRONT PANEL PAINTED - ANSI #61 GRAY SEMI-GLOSS.
 5. ALL OTHER SURFACES ARE IRRIDIATED ALUMINUM.
 6. FRONT PANEL SILK-SCREENED IN BLACK EPOXY INK.
 7. INPUT MS CONNECTOR AVAILABLE OPTIONALLY ON SELECT MODELS - CONSULT FACTORY FOR DETAILS.