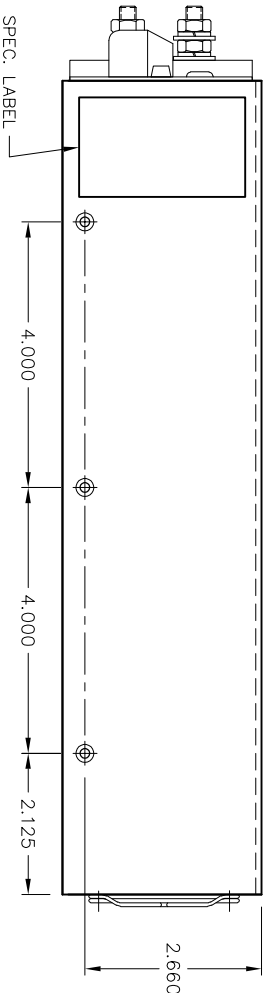
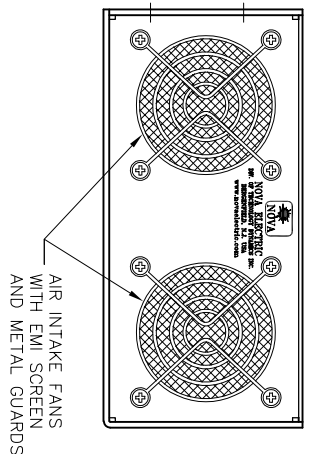


REV	DESCRIPTION	BY	APP	DATE

**RIGHT SIDE VIEW**




**FRONT VIEW**



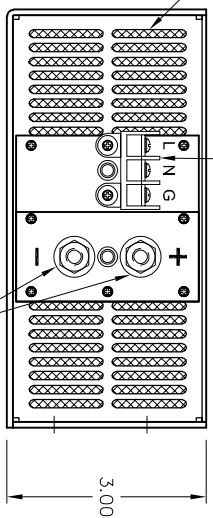
AIR INTAKE FANS WITH EMI SCREEN AND METAL GUARDS

**TOP VIEW**



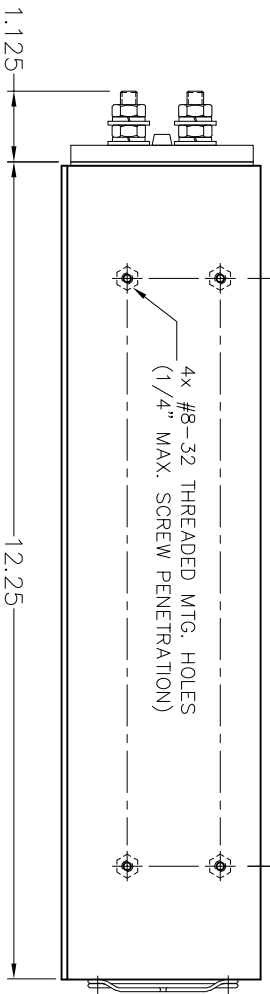
AC OUTPUT TERMINAL BLOCK (#6-32 TERMINAL SCREWS, .375" CL-CL)

**REAR VIEW**



DC INPUT  
1/4-20 BRASS STUDS W/ NUTS, LOCK AND FLAT WASHERS WITH LED

**LEFT SIDE VIEW**



4x #8-32 THREADED MTG. HOLES (1/4" MAX. SCREW PENETRATION)

**NOTES:**

1. ALL DIMENSIONS ARE IN INCHES.
2. ALL UNDIMENSIONED PICTORIAL CONFIGURATIONS ARE FOR REFERENCE ONLY.
3. FRONT AND REAR MARKING FOR REFERENCE ONLY.
4. FINISH: CLEAR IRRIDITE.
5. SILKSCREEN IN BLACK EPOXY INK.

PAPER COPIES SHALL BE SHREDDDED WHEN NO LONGER REQUIRED. ELECTRONIC COPIES SHALL NOT BE DISCLOSED OUTSIDE OF THE INTENDED RECIPIENTS.

THIS DOCUMENT CONTAINS PROPRIETARY INFORMATION WHICH IS CONFIDENTIAL AND MAY BE CONSIDERED OUT INFORMATION SHOULD BE PROTECTED IN ACCORDANCE WITH ESTABLISHED POLICIES. TOLERANCES UNLESS OTHERWISE SPECIFIED: .XXX = ± .005 .XX = ± .002 .X = ± .0125 DIMENSIONS IN INCHES UNLESS OTHERWISE NOTED WWW.NOVAELECTRIC.COM		3RD PARTY PROTECTION TRADE DATE I.C. 5/19/20 Q6969 DATE M.M. 5/19/20 APPROVED DATE	NOVA ELECTRIC 1401 W. 10TH AVE. DENVER, CO 80202 TEL: 303.751.2919 FAX: 303.751.2918 OUTLINE DRAWING NGL1K60-270	DO NOT SCALE SIZE C CAGE: 29018 SHEET: 1 of 1 REV
---	--	---	--	--